



Dado Ceramica S.r.l.

Via Sicilia 21 - 40017 San Matteo della Decima (BO) - Italy
Tel. +39 051 6819611 - Fax +39 051 6819650 - info@dadoceramica.it

www.dadoceramica.it



OUTDOOR4.0
ARCHITETTURE
PORCELAIN.PAVERS

Dado Ceramica

OUTDOOR4.0
ARCHITETTURE
PORCELAIN.PAVERS

INDICE – INDEX

APPLICAZIONI APPLICATIONS
04

GAMMA OUTDOOR 4.0 OUTDOOR 4.0 RANGE
06

EFFETTO PIETRA STONE LOOK
08

EFFETTO CEMENTO CONCRETE LOOK
28

EFFETTO LEGNO WOOD LOOK
42

PEZZI SPECIALI TRIM TILES
50

ISTRUZIONI PER L'INSTALLAZIONE INSTALLATION GUIDE
52

CERTIFICAZIONI CERTIFICATIONS
58

CARATTERISTICHE TECNICHE TECHNICAL FEATURES
60

vantaggi per te e per l'ambiente
advantages for you and for the environment



ECO SOSTENIBILE
ECO-SUSTAINABLE



INGELIVO E IGNIFUGO
FROST PROOF AND FIRE PROOF



ANTISCIVOLO R11 A+B+C
ANTI SLIP R11 A+B+C



RESISTENTE A MUFFE E MUSCHI
RESISTANT TO MOLD AND MOSS



RESISTENTE AI CARICHI
RESISTANT TO LOADS



RESISTENTE A SBALZI TERMICI
RESISTANT TO THERMAL SHOCK

OUTDOOR4.0 ARCHITETTURE PORCELAIN.PAVERS

















OUTDOOR racchiude l'offerta di Eco Dado Group per le pavimentazioni esterne (aree urbane, viali, terrazze, piscine, parcheggi, giardini pubblici etc..). Lo spessore disponibile (20 mm, il nuovo 30 mm) e le elevate prestazioni tecniche, unite alla semplicità di installazione e rimozione, rendono questi prodotti versatili e sicuri sia in aree pubbliche che private. Le tipologie di installazione, su erba, su sabbia, su ghiaia, su massetto con colla o sopraelevata e le numerose soluzioni estetiche, soddisfano le varie necessità.

OUTDOOR is Eco Dado Group solution for exterior flooring (urban areas, avenues, terraces, swimming pools, parking areas, public gardens, and many more..). The available thicknesses (20 mm, the new 30 mm) and the high technical performance, combined with the easiness of the installation and removal, make these products versatile and safe both for public and private areas. The types of installation, on grass, on sand, on gravel, screed with glue or raised, and the designs available, fully meet the various need.

APPLICAZIONI . APPLICATIONS

Dove e come si usano Where and how they are used

Queste indicazioni rappresentano delle indicazioni generali basate sullo stato dell'arte e non vincolanti. Fare riferimento alle normative specifiche di ogni singolo paese per realizzare una pavimentazione a regola d'arte. | The following tips and suggestions are not binding for the manufacturer. Please refer to the regulations in force in your Country for a correct and adequate fixing.

		POSA SU ERBA* INSTALLATION ONTO GRASS	POSA SU SABBIA* INSTALLATION ONTO SAND	POSA SU GHIAIA* INSTALLATION ON GRAVEL	POSA SU MASSETTO CON COLLA** LAYING ON SCREED WITH ADHESIVE	POSA SOPRAELEVATA INSTALLATION ONTO FLAT SURFACES (RAISED LAYING)	
RESIDENZIALE RESIDENTIAL	 Aree carrabili Drive-over areas	•	•	•	•		
	 Giardini Gardens	•	•	•			
	 Vialetti Footpaths and driveways	•	•	•	•		
	 Patio/terrazze Patios/terraces				•	•	
PUBBLICO PUBLIC AREAS	 Stabilimenti balneari Bathing establishments		•				
	 Aree industriali/commerciali (negozi, ristoranti, bar...) Industrial/commercial areas (shops, restaurants, bars...)				•	•	
	 Camminamenti e arredo urbano Walkways and urban furniture	•	•	•	•		
	 Parchi Parks		•		•		

* Pavimentazione carrabile a basso traffico veicolare - Spessore 20 mm. Installation on driveways with low vehicular traffic - Thickness 20 mm.

* Spessore 30 mm - Pavimentazione carrabile. 30 mm Thickness - Installation on driveways.

APPLICAZIONI . APPLICATIONS

Eco Dado Group per tutti gli ambienti dell'abitare! Eco Dado Group for all spaces!



Versatilità di Posa Laying versatility

- A** Ultra Mustang Rettificato 81x81 32"x32"
POSA SU MASSETTO CON COLLA
LAYING ON SCREED WITH ADHESIVE
POSA SU GHIAIA INSTALLATION ON GRAVEL
- B** Ultra Gare Graphite Rettificato 60x60 24"x24"
POSA SU MASSETTO CON COLLA
LAYING ON SCREED WITH ADHESIVE
- C** Ultra Contemporary Light Grey Rettificato 60x60 24"x24"
POSA SU MASSETTO CON COLLA
LAYING ON SCREED WITH ADHESIVE
POSA SU ERBA INSTALLATION ON GRASS
- D** New Ultra Vals Light Rettificato 60x60 24"x24"
POSA SOPRAELEVATA RAISED FLOORING
- E** Ultra Essenze Cannella Rettificato 40,5x81 16"x32"
POSA SOPRAELEVATA RAISED FLOORING

Vantaggi per te e per l'ambiente Advantages for you and for the environment

MECCANICI MECHANICAL

- **Resistente ai carichi di rottura** Resistant to breakage load
- **Resistente al graffio e alla scalfittura** Resistant to scratch
- **Resistente all'abrasione** Resistant to abrasion

CHIMICO-FISICI CHEMICAL AND PHYSICAL

- **Resistente agli sbalzi termici** Resistant to thermal shock
- **Colori stabili nel tempo** Chromatic stability
- **Resistente al sale** Resistant to salt
- **Resistente agli agenti chimici e muffe** Resistant to chemical agents and moulds
- **Facile da pulire** Easy to clean

PRESTAZIONALI PERFORMANCE

- **Facile da posare** Easy to install
- **Versatile** Versatile
- **Ispezionabile e removibile** Removable, easy to inspection (Installation without glue only)
- **Antiscivolo** Anti-slip

GAMMA FORMATI . SIZE RANGE


Gres porcellanato Rettificato Rectified Porcelain stoneware .	≅ 20 mm ¾"				≅ 30 mm 1¼"			
	60x120 24"x48"	30x122 12"x48"	81x81 32"x32"	40,5x81 16"x32"	60x60 24"x24"	90x90 36"x36"	45x90 18"x36"	60x60 24"x24"
SENSI LIGHT								•
SENSI MEDIUM								•
SCOUT BEIGE	•		•	•	•	•		•
SCOUT BLACK					•			•
SCOUT FOG	•		•	•	•			•
SCOUT SMOKE			•	•	•			•
SCOUT WHITE					•			•
ULTRA ASPEN ANTRACITE	•		•	•	•		•	•
ULTRA ASPEN BEIGE					•			•
ULTRA ASPEN BIANCO					•			•
ULTRA ASPEN FUMÉ					•			•
ULTRA ASPEN GRIGIO	•		•	•	•		•	•
ULTRA BARGE					•			•
ULTRA BASIC GREY					•	•		•
ULTRA BAVIERA					•			•
ULTRA BLACK					•		•	•
ULTRA CONTEMPORARY BROWN			•		•		•	•
ULTRA CONTEMPORARY LIGHT GREY	•		•		•	•	•	•
ULTRA CULT GREY					•			•
ULTRA ERMETICA BIANCO					•			•
ULTRA ERMETICA GRIGIO					•			•
ULTRA ERMETICA LAVAGNA					•			•
ULTRA ESSENZE CANNELLA		•		•				•
ULTRA ESSENZE GELSOMINO				•				•
ULTRA ESSENZE SANDALO				•				•
ULTRA ESSENZE VANIGLIA				•				•
ULTRA EVOQ AVORIO					•			•
ULTRA EVOQ NERO					•			•
ULTRA EVOQ NIGHT					•			•
ULTRA GARE GRAPHITE			•		•	•	•	•
ULTRA GARE SAND	•		•		•	•	•	•
ULTRA GARE GREY	•				•			•
ULTRA IKON AMBER		•				•		•
ULTRA LANDSCAPE CLOUD					•			•
ULTRA LANDSCAPE DAY					•			•
ULTRA LANDSCAPE NIGHT					•			•
ULTRA MANSION MID					•			•
ULTRA MANSION WARM					•			•
ULTRA MASK GRAPHITE				•	•			•
ULTRA MASK IVORY				•	•			•
ULTRA MASK SILVER				•	•			•
ULTRA MASK TOBACCO				•	•			•
ULTRA MUSTANG			•		•	•		•
ULTRA SELCIATO					•			•
ULTRA SLATE GREY					•			•
ULTRA SOLID WHITE					•			•
ULTRA SOLID LIGHT GREY					•			•
ULTRA SOLID BLACK					•		•	•
ULTRA SOLID BEIGE					•			•
ULTRA SOLID GREY					•			•
FOREST DARK GREY				•			•	•
ULTRA UNIVERSAL OAK		•		•			•	•
ULTRA VALS DARK					•			•
ULTRA VALS LIGHT					•			•
ULTRA WOOD					•			•

GAMMA COLORI . COLOUR RANGE


effetto pietra • stone look



effetto cemento • concrete look



effetto legno • wood look






EFFETTO PIETRA


STONE LOOK

FORMATI SIZES ≈ 2 cm $\frac{3}{4}$ "



60x120 cm
24"x48"
RETTIFICATO
RECTIFIED

SCOUT
ULTRA ASPEN



81x81 cm
32"x32"
RETTIFICATO
RECTIFIED

SCOUT
ULTRA ASPEN
ULTRA MUSTANG



40,5x81 cm
16"x32"
RETTIFICATO
RECTIFIED


SCOUT
ULTRA ASPEN
ULTRA MASK



60x60 cm
24"x24"
RETTIFICATO
RECTIFIED

SCOUT
ULTRA ASPEN
ULTRA BARGE
ULTRA BAVIERA
ULTRA BLACK
ULTRA ERMETICA
ULTRA LANDSCAPE
ULTRA MANSION
ULTRA MASK
ULTRA MUSTANG
ULTRA SELCIATO
ULTRA SLATE
ULTRA VALS

FORMATI SIZES ≈ 3 cm $1\frac{1}{4}$ "



90x90 cm
36"x36"
RETTIFICATO
RECTIFIED

SCOUT
ULTRA MUSTANG



45x90 cm
18"x36"
RETTIFICATO
RECTIFIED

ULTRA ASPEN
ULTRA BLACK



60x60 cm
24"x24"
RETTIFICATO
RECTIFIED

SCOUT
ULTRA ASPEN
ULTRA LANDSCAPE
ULTRA MASK
ULTRA MUSTANG
ULTRA SLATE



ULTRA MANSION WARM



ULTRA ASPEN ANTRACITE



NEW ULTRA VALS LIGHT



ULTRA BAVIERA

SCOUT WHITE



303623
New Scout White
60x60 cm Rett. ± 2 cm
24"x24" Rect. ± 3/4"
2




SCOUT BEIGE



303803
Scout Beige
60x120 cm Rett. ± 2 cm
24"x48" Rect. ± 3/4"
1



303777
New Scout Beige
81x81 cm Rett. ± 2 cm
32"x32" Rect. ± 3/4"
2



303785
New Scout Beige
40,5x81 cm Rett. ± 2 cm
16"x32" Rect. ± 3/4"
2



303569
New Scout Beige
60x60 cm Rett. ± 2 cm
24"x24" Rect. ± 3/4"
2



303833
Scout Beige
90x90 cm Rett. ± 3 cm
36"x36" Rect. ± 1 1/4"
1



303632
Scout Beige
60x60 cm Rett. ± 3 cm
24"x24" Rect. ± 1 1/4"
1



SCOUT FOG



303804
Scout Fog
60x120 cm Rett. ± 2 cm
24"x48" Rect. ± 3/4"
1



303778
New Scout Fog
81x81 cm Rett. ± 2 cm
32"x32" Rect. ± 3/4"
2




303786
New Scout Fog
40,5x81 cm Rett. ± 2 cm
16"x32" Rect. ± 3/4"
2



303571
New Scout Fog
60x60 cm Rett. ± 2 cm
24"x24" Rect. ± 3/4"
2



SCOUT SMOKE




303779
New Scout Smoke
81x81 cm Rett. ± 2 cm
32"x32" Rect. ± 3/4"
2



303787
New Scout Smoke
40,5x81 cm Rett. ± 2 cm
16"x32" Rect. ± 3/4"
2



303570
New Scout Smoke
60x60 cm Rett. ± 2 cm
24"x24" Rect. ± 3/4"
2



303631
Scout Smoke
60x60 cm Rett. ± 3 cm
24"x24" Rect. ± 1 1/4"
1



SCOUT BLACK



6

303572
New Scout Black
60x60 cm Rett. ± 2 cm
24"x24" Rect. ± 3/4"
2



6

303633
Scout Black
60x60 cm Rett. ± 3 cm
24"x24" Rect. ± 1/4"
1




ULTRA BLACK



28

303573
New Ultra Black
60x60 cm Rett. ± 2 cm
24"x24" Rect. ± 3/4"
2



7

303978
Ultra Black
45x90 cm Rett. ± 3 cm
18"x36" Rect. ± 1/4"
1



ULTRA VALS LIGHT



14

303627
New Ultra Vals Light
60x60 cm Rett. ± 2 cm
24"x24" Rect. ± 3/4"
2



ULTRA VALS DARK




14

303628
New Ultra Vals Dark
60x60 cm Rett. ± 2 cm
24"x24" Rect. ± 3/4"
2



ULTRA MASK **IVORY**



304079
Ultra Mask Ivory
40,5x81 cm Rett. ± 2 cm
16"x32" Rect. ± 3/4"
2




304027
Ultra Mask Ivory
60x60 cm Rett. ± 2 cm
24"x24" Rect. ± 3/4"
2



304083
Ultra Mask Ivory
60x60 cm Rett. ± 3 cm
24"x24" Rect. ± 1/4"
1



ULTRA MASK **TOBACCO**



304071
Ultra Mask Tobacco
40,5x81 cm Rett. ± 2 cm
16"x32" Rect. ± 3/4"
2




304024
Ultra Mask Tobacco
60x60 cm Rett. ± 2 cm
24"x24" Rect. ± 3/4"
2



304080
Ultra Mask Tobacco
60x60 cm Rett. ± 3 cm
24"x24" Rect. ± 1/4"
1



ULTRA MASK **SILVER**



304072
Ultra Mask Silver
40,5x81 cm Rett. ± 2 cm
16"x32" Rect. ± 3/4"
2




304025
Ultra Mask Silver
60x60 cm Rett. ± 2 cm
24"x24" Rect. ± 3/4"
2



304081
Ultra Mask Silver
60x60 cm Rett. ± 3 cm
24"x24" Rect. ± 1/4"
1



ULTRA MASK **GRAPHITE**



304073
Ultra Mask Graphite
40,5x81 cm Rett. ± 2 cm
16"x32" Rect. ± 3/4"
2



304026
Ultra Mask Graphite
60x60 cm Rett. ± 2 cm
24"x24" Rect. ± 3/4"
2



304082
Ultra Mask Graphite
60x60 cm Rett. ± 3 cm
24"x24" Rect. ± 1/4"
1



ULTRA MANSION **MID**



ULTRA MANSION **WARM**



ULTRA LANDSCAPE **CLOUD**



ULTRA LANDSCAPE **NIGHT**



24

303763
Ultra Mansion Mid
60x60 cm Rett. ± 2 cm
24"x24" Rect. ± 3/4"
2



24

303794
Ultra Mansion Warm
60x60 cm Rett. ± 2 cm
24"x24" Rect. ± 3/4"
2



18

304078
New Ultra Landscape Cloud
60x60 cm Rett. ± 2 cm
24"x24" Rect. ± 3/4"
2




19

303625
New Ultra Landscape Night
60x60 cm Rett. ± 2 cm
24"x24" Rect. ± 3/4"
2



19

303634
Ultra Landscape Night
60x60 cm Rett. ± 3 cm
24"x24" Rect. ± 1 1/4"
1



ULTRA LANDSCAPE DAY



ULTRA BARGE



ULTRA BAVIERA



ULTRA SLATE GREY



18

303626
New Ultra Landscape Day
60x60 cm Rett. ± 2 cm
24"x24" Rect. ± 3/4"
2



28

303621
New Ultra Barge
60x60 cm Rett. ± 2 cm
24"x24" Rect. ± 3/4"
2



20

303657
Ultra Baviera
60x60 cm Rett. ± 2 cm
24"x24" Rect. ± 3/4"
2



14

303620
New Ultra Slate Grey
60x60 cm Rett. ± 2 cm
24"x24" Rect. ± 3/4"
2



14

303864
Ultra Slate Grey
60x60 cm Rett. ± 3 cm
24"x24" Rect. ± 1/4"
1



ULTRA MUSTANG




303776
New Ultra Mustang
81x81 cm Rett. ± 2 cm
32"x32" Rect. ± 3/4"
2



303619
New Ultra Mustang
60x60 cm Rett. ± 2 cm
24"x24" Rect. ± 3/4"
2



303831
Ultra Mustang
90x90 cm Rett. ± 3 cm
36"x36" Rect. ± 1 1/4"
1



303636
Ultra Mustang
60x60 cm Rett. ± 3 cm
24"x24" Rect. ± 1 1/4"
1



ULTRA ERMETICA LAVAGNA



005428
Ultra Ermetica Lavagna
60x60 cm Rett. ± 2 cm
24"x24" Rect. ± 3/4"
2



ULTRA ERMETICA GRIGIO



005427
Ultra Ermetica Grigio
60x60 cm Rett. ± 2 cm
24"x24" Rect. ± 3/4"
2



ULTRA ERMETICA BIANCO



005426
Ultra Ermetica Bianco
60x60 cm Rett. ± 2 cm
24"x24" Rect. ± 3/4"
2



ULTRA ASPEN **BIANCO**



R04151
New Ultra Aspen Bianco
60x60 cm Rett. ± 2 cm
24"x24" Rect. ± ¾"
2



V2

ULTRA ASPEN **GRIGIO**




R04547
Ultra Aspen Grigio
60x120 cm Rett. ± 2 cm
24"x48" Rect. ± ¾"
1



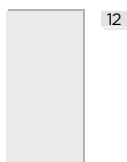
R04154
New Ultra Aspen Grigio
60x60 cm Rett. ± 2 cm
24"x24" Rect. ± ¾"
2



R04498
New Ultra Aspen Grigio
81x81 cm Rett. ± 2 cm
32"x32" Rect. ± ¾"
2



R04491
Ultra Aspen Grigio
45x90 cm Rett. ± 3 cm
18"x36" Rect. ± 1¼"
1



R04500
New Ultra Aspen Grigio
40,5x81 cm Rett. ± 2 cm
16"x32" Rect. ± ¾"
2




R04195
Ultra Aspen Grigio
60x60 cm Rett. ± 3 cm
24"x24" Rect. ± 1¼"
1



V3

ULTRA ASPEN **FUMÈ**



R04152
New Ultra Aspen Fumè
60x60 cm Rett. ± 2 cm
24"x24" Rect. ± ¾"
2



V3

ULTRA ASPEN **ANTRACITE**




R04548
Ultra Aspen Antracite
60x120 cm Rett. ± 2 cm
24"x48" Rect. ± ¾"
1




R04153
New Ultra Aspen Antracite
60x60 cm Rett. ± 2 cm
24"x24" Rect. ± ¾"
2



R04499
New Ultra Aspen Antracite
81x81 cm Rett. ± 2 cm
32"x32" Rect. ± ¾"
2



R04492
Ultra Aspen Antracite
45x90 cm Rett. ± 3 cm
18"x36" Rect. ± 1¼"
1



R04501
New Ultra Aspen Antracite
40,5x81 cm Rett. ± 2 cm
16"x32" Rect. ± ¾"
2



R04194
Ultra Aspen Antracite
60x60 cm Rett. ± 3 cm
24"x24" Rect. ± 1¼"
1



V3

ULTRA ASPEN BEIGE



ULTRA SELCIATO



R05055
New Ultra Aspen Beige
60x60 cm Rett. ± 2 cm
24"x24" Rect. ± 3/4"
2



303768
Ultra Selciato
60x60 cm Rett. ± 2 cm
24"x24" Rect. ± 3/4"
2




ULTRA SELCIATO



EFFETTO CEMENTO

CONCRETE LOOK

FORMATI SIZES $\approx 2\text{ cm } \frac{3}{4}''$



60x120 cm
24"x48"
RETTIFICATO
RECTIFIED

ULTRA CONTEMPORARY
ULTRA GARE



81x81 cm
32"x32"
RETTIFICATO
RECTIFIED


ULTRA CONTEMPORARY
ULTRA GARE



60x60 cm
24"x24"
RETTIFICATO
RECTIFIED

ULTRA BASIC
ULTRA CONTEMPORARY
ULTRA CULT
ULTRA EVOQ
ULTRA GARE
ULTRA SOLID

FORMATI SIZES $\approx 3\text{ cm } 1\frac{1}{4}''$



90x90 cm
36"x36"
RETTIFICATO
RECTIFIED

ULTRA BASIC
ULTRA CONTEMPORARY
ULTRA GARE



45x90 cm
18"x36"
RETTIFICATO
RECTIFIED

ULTRA CONTEMPORARY
ULTRA GARE
ULTRA SOLID



60x60 cm
24"x24"
RETTIFICATO
RECTIFIED

SENSI
ULTRA BASIC
ULTRA CONTEMPORARY
ULTRA GARE
ULTRA SOLID



ULTRA CONTEMPORARY LIGHT GREY



ULTRA SOLID WHITE



ULTRA GARE GRAPHITE




ULTRA GARE SAND

ULTRA SOLID **WHITE**



303992
Ultra Solid White
60x60 cm Rett. ± 2 cm
24"x24" Rect. ± 3/4"
2



ULTRA SOLID **LIGHT GREY**



303993
Ultra Solid Light Grey
60x60 cm Rett. ± 2 cm
24"x24" Rect. ± 3/4"
2



ULTRA SOLID **GREY**



304085
Ultra Solid Grey
45x90 cm Rett. ± 3 cm
18"x36" Rect. ± 1/4"
1




304084
Ultra Solid Grey
60x60 cm Rett. ± 3 cm
24"x24" Rect. ± 1/4"
1



ULTRA SOLID **BLACK**




303994
Ultra Solid Black
60x60 cm Rett. ± 2 cm
24"x24" Rect. ± 3/4"
2



304075
Ultra Solid Black
45x90 cm Rett. ± 3 cm
18"x36" Rect. ± 1/4"
1



304076
Ultra Solid Black
60x60 cm Rett. ± 3 cm
24"x24" Rect. ± 1/4"
1



ULTRA SOLID **BEIGE**



303991
Ultra Solid Beige
60x60 cm Rett. ± 2 cm
24"x24" Rect. ± ¾"
2



ULTRA GARE **SAND**




303999
Ultra Gare Sand
60x120 cm Rett. ± 2 cm
24"x48" Rect. ± ¾"
1




303773
Ultra Gare Sand
81x81 cm Rett. ± 2 cm
32"x32" Rect. ± ¾"
2



303607
Ultra Gare Sand
60x60 cm Rett. ± 2 cm
24"x24" Rect. ± ¾"
2



303828
Ultra Gare Sand
90x90 cm Rett. ± 3 cm
36"x36" Rect. ± 1¼"
1



303770
Ultra Gare Sand
45x90 cm Rett. ± 3 cm
18"x36" Rect. ± 1¼"
1



303609
Ultra Gare Sand
60x60 cm Rett. ± 3 cm
24"x24" Rect. ± 1¼"
1




ULTRA GARE **GRAPHITE**




303774
Ultra Gare Graphite
81x81 cm Rett. ± 2 cm
32"x32" Rect. ± ¾"
2



303606
Ultra Gare Graphite
60x60 cm Rett. ± 2 cm
24"x24" Rect. ± ¾"
2



303829
Ultra Gare Graphite
90x90 cm Rett. ± 3 cm
36"x36" Rect. ± 1¼"
1



303771
Ultra Gare Graphite
45x90 cm Rett. ± 3 cm
18"x36" Rect. ± 1¼"
1



303608
Ultra Gare Graphite
60x60 cm Rett. ± 3 cm
24"x24" Rect. ± 1¼"
1



ULTRA GARE **GREY**



304000
Ultra Gare Grey
60x120 cm Rett. ± 2 cm
24"x48" Rect. ± ¾"
1



SENSI LIGHT



SENSI MEDIUM



ULTRA CONTEMPORARY LIGHT GREY



ULTRA CONTEMPORARY BROWN



303934
Sensi Light
60x60 cm Rett. ± 3 cm
24"x24" Rect. ± 1¼"
1



303935
Sensi Medium
60x60 cm Rett. ± 3 cm
24"x24" Rect. ± 1¼"
1



R04549
Ultra Contemporary
Light Grey
60x120 cm Rett. ± 2 cm
24"x48" Rect. ± ¾" 1



R04488
Ultra Contemporary
Light Grey
81x81 cm Rett. ± 2 cm
32"x32" Rect. ± ¾" 2



R04133
Ultra Contemporary
Light Grey
60x60 cm Rett. ± 2 cm
24"x24" Rect. ± ¾" 2



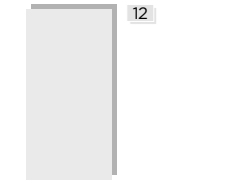
R04487
Ultra Contemporary
Brown
81x81 cm Rett. ± 2 cm
32"x32" Rect. ± ¾" 2



R04134
Ultra Contemporary
Brown
60x60 cm Rett. ± 2 cm
24"x24" Rect. ± ¾" 2



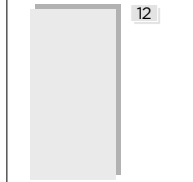
R04887
Ultra Contemporary
Light Grey
90x90 cm Rett. ± 3 cm
36"x36" Rect. ± 1¼" 1



R04490
Ultra Contemporary
Light Grey
45x90 cm Rett. ± 3 cm
18"x36" Rect. ± 1¼" 1



R04135
Ultra Contemporary
Light Grey
60x60 cm Rett. ± 3 cm
24"x24" Rect. ± 1¼" 1



R04489
Ultra Contemporary
Brown
45x90 cm Rett. ± 3 cm
18"x36" Rect. ± 1¼" 1



R04136
Ultra Contemporary
Brown
60x60 cm Rett. ± 3 cm
24"x24" Rect. ± 1¼" 1



ULTRA EVOQ **AVORIO**



8

005434
Ultra Evoq Avorio
60x60 cm Rett. ± 2 cm
24"x24" Rect. ± 3/4"
2



ULTRA EVOQ **NERO**



8

005435
Ultra Evoq Nero
60x60 cm Rett. ± 2 cm
24"x24" Rect. ± 3/4"
2



ULTRA EVOQ **NIGHT**



8

005436
Ultra Evoq Night
60x60 cm Rett. ± 2 cm
24"x24" Rect. ± 3/4"
2



ULTRA BASIC **GREY**



36

303568
New Ultra Basic Grey
60x60 cm Rett. ± 2 cm
24"x24" Rect. ± 3/4"
2



8

303830
Ultra Basic Grey
90x90 cm Rett. ± 3 cm
36"x36" Rect. ± 1 1/4"
1



19

303635
Ultra Basic Grey
60x60 cm Rett. ± 3 cm
24"x24" Rect. ± 1 1/4"
1





303624
New Ultra Cult Grey
60x60 cm Rett. ± 2 cm
24"x24" Rect. ± 3/4"
2 ●



ULTRA CULT GREY



EFFETTO LEGNO

WOOD LOOK

FORMATI SIZES \approx 2 cm $\frac{3}{4}$ "




30x122 cm
12"x48"
RETTIFICATO
RECTIFIED

ULTRA ESSENZE
ULTRA IKON
ULTRA UNIVERSAL



40,5x81 cm
16"x32"
RETTIFICATO
RECTIFIED


FOREST
ULTRA ESSENZE
ULTRA UNIVERSAL



60x60 cm
24"x24"
RETTIFICATO
RECTIFIED

ULTRA WOOD

FORMATI SIZES \approx 3 cm $1\frac{1}{4}$ "



45x90 cm
18"x36"
RETTIFICATO
RECTIFIED


FOREST
ULTRA IKON



ULTRA UNIVERSAL OAK



FOREST DARK GREY




ULTRA WOOD



ULTRA IKON AMBER


ULTRA ESSENZE **GELSOMINO**



303780
New Ultra Essenze Gelsomino
40,5x81 cm Rett. ± 2 cm
16"x32" Rect. ± 3/4"
2



ULTRA ESSENZE **VANIGLIA**



303781
New Ultra Essenze Vaniglia
40,5x81 cm Rett. ± 2 cm
16"x32" Rect. ± 3/4"
2



ULTRA ESSENZE **CANNELLA**




303805
New Ultra Essenze Cannella
30x122 cm Rett. ± 2 cm
12"x48" Rect. ± 3/4"
2



303782
New Ultra Essenze Cannella
40,5x81 cm Rett. ± 2 cm
16"x32" Rect. ± 3/4"
2



ULTRA ESSENZE **SANDALO**



303783
New Ultra Essenze Sandalo
40,5x81 cm Rett. ± 2 cm
16"x32" Rect. ± 3/4"
2



ULTRA IKON **AMBER**



303807
Ultra Ikon Amber
30x122 cm Rett. ± 2 cm
12"x48" Rect. ± 3/4"
2



303772
Ultra Ikon Amber
45x90 cm Rett. ± 3 cm
18"x36" Rect. ± 1 1/4"
1



V3

ULTRA **WOOD**



303622
New Ultra Wood
60x60 cm Rett. ± 2 cm
24"x24" Rect. ± 3/4"
2




V2

ULTRA UNIVERSAL **OAK**



303806
New Ultra Universal Oak
30x122 cm Rett. ± 2 cm
12"x48" Rect. ± 3/4"
2




303784
New Ultra Universal Oak
40,5x81 cm Rett. ± 2 cm
16"x32" Rect. ± 3/4"
2



V4

FOREST **DARK GREY**



303939
Forest Dark Grey
40,5x81 cm Rett. ± 2 cm
16"x32" Rect. ± 3/4"
2



303977
Forest Dark Grey
45x90 cm Rett. ± 3 cm
18"x36" Rect. ± 1 1/4"
1




V2




GRADONE SPESSORATI ARROTONDATO
 ROUNDED COPING
 NEZ DE MARCHE ARRONDI
 MONOLITISCHE STUFENPLATTEN



GRADONE SPESSORATI ARROTONDATO CON SCANALATURE
 ROUNDED COPING WITH GROOVES
 NEZ DE MARCHE ARRONDI
 AVEC GOUTTE D'EAU
 MONOLITISCHE STUFENPLATTEN
 MIT ABTROPFEN




GRADONE SPESSORATI ARROTONDATO CON GOCCIOLATOIO E SCANALATURE
 ROUNDED COPING WITH DRIP AND GROOVES
 NEZ DE MARCHE ARRONDI
 AVEC RAINURES
 MONOLITISCHE STUFENPLATTEN
 MIT RILLEN



GRADONE A L
 L COPING
 NEZ DE MARCHE L
 STUFENPLATTEN "L"



GRIGLIE
 GRIDS
 GRID
 GITTER



Altri pezzi speciali disponibili su richiesta
 Other special pieces available on demand for swimming pool
 Pièces Spéciales Supplémentaires Sur Demande
 Weitere Spezielle auf Anfrage

Gradone . Coping Nez . De Marche Monolitique . Monolitische Stufenplatten



Gradone Arrotondato . Rounded Coping
 Nez de marche arrondi . Monolitische Stufenplatten

- 30x60 12"x24" SP 20 mm
- 40,5x81 16"x24" SP 20 mm
- 30x120 12"x48" SP 20 mm
- 30x122 12"x48" SP 20 mm
- 30x60 12"x24" SP 30 mm
- 45x90 18"x36" SP 30 mm




Gradone arrotondato con gocciolatoio . Rounded coping with drip
 Nez de marche arrondi avec goutte d'eau . Monolitische Stufenplatten mit Abtropfen

- 30x60 12"x24" SP 20 mm
- 40,5x81 16"x24" SP 20 mm
- 30x120 12"x48" SP 20 mm
- 30x122 12"x48" SP 20 mm
- 30x60 12"x24" SP 30 mm
- 45x90 18"x36" SP 30 mm



Gradone arrotondato con scanalature . Rounded coping with grooves
 Nez de marche arrondi avec rainures . Monolitische Stufenplatten mit Rillen


- 30x60 12"x24" SP 20 mm
- 40,5x81 16"x24" SP 20 mm
- 30x120 12"x48" SP 20 mm
- 30x122 12"x48" SP 20 mm
- 30x60 12"x24" SP 30 mm
- 45x90 18"x36" SP 30 mm



Gradone arrotondato con gocciolatoio e scanalature
 Rounded coping with drip and grooves
 Nez de marche arrondi avec rainures et goutte d'eau
 Monolitische Stufenplatten mit Abtropfen und Rillen

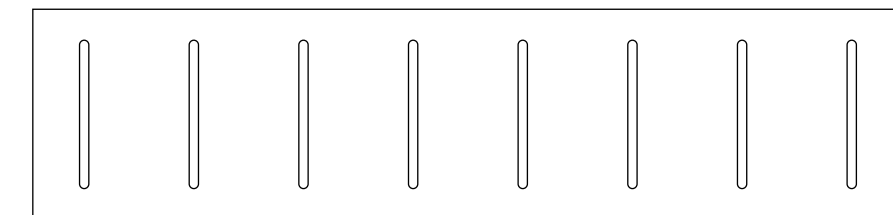
- 30x60 12"x24" SP 20 mm
- 40,5x81 16"x24" SP 20 mm
- 30x120 12"x48" SP 20 mm
- 30x122 12"x48" SP 20 mm
- 30x60 12"x24" SP 30 mm
- 45x90 18"x36" SP 30 mm

Gradone a L . L Coping . Nez de marche L . Stufenplatten "L"



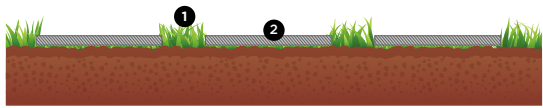
- 30x60x5 12"x24"x2" SP 20 mm
- 40,5x81x5 16"x24"x2" SP 20 mm
- 30x120x5 12"x48"x2" SP 20 mm
- 30x122x5 12"x48"x2" SP 20 mm
- 30x60x6 12"x24"x2 3/4" SP 30 mm

Griglie . Grids . Grid . Gitter



- 14,5x60 6"x24" SP 20 mm
- 19,5x60 8"x24" SP 20 mm
- 14,5x40,5 6"x16" SP 20 mm
- 19,5x40,5 8"x16" SP 20 mm
- 14,5x45 6"x18" SP 30 mm
- 19,5x45 8"x18" SP 30 mm
- 14,5x60 6"x24" SP 30 mm
- 19,5x60 8"x24" SP 30 mm

Posa su erba Installation on grass



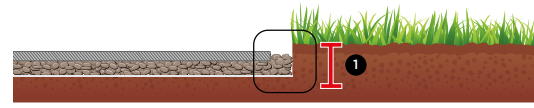
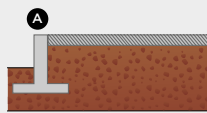
Posa diretta su erba
Direct installation on grass (Not suitable for lawn-mowers usage)

- 1 Manto erboso • Grass surface
- 2 Lastra • Slab

Per ottenere un effetto "tappeto":
posizionare un cordolo in cemento
per delimitare l'area da piastrellare.

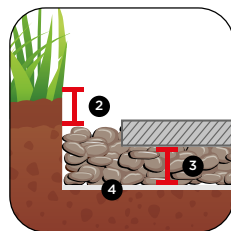
Realization of "carpet effect" flooring:
a cement curb can be laid to delimit
the area in which slabs are installed.

- A Cordolo in cemento • Cement curb



Posa a secco su erba
Installation on grass (Suitable for lawn-mowers usage)

- 1 5/6 cm di profondità • 5/6 cm dragging
- 2 Lastra posizionata piú in basso del manto erboso calpestabile • Slab to be laid below grass level
- 3 Letto di ghiaia di almeno 3 cm di profondità (granulometria > 4 mm) Layer of gravel, minimum 3 cm recommended (granulometry > 4mm)
- 4 Eventuale TNT • Macro-holed, non-woven polypropylene fabric

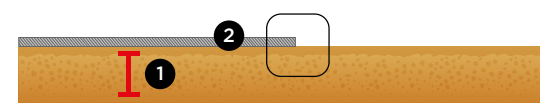


Distanza tra le lastre: posizionare le lastre distanziate tra loro in base all'effetto estetico che si vuole ottenere (camminamento "a passi", vialetto ecc).

Distance between the slabs: slabs can be install to obtain several aesthetics effects/designs (walkway, stepping stone pattern and so on). Distance between slabs depends on the design we want to create.

Queste indicazioni rappresentano delle indicazioni generali basate sullo stato dell'arte e non vincolanti.
The following tips and suggestions are not binding for the manufacturer.

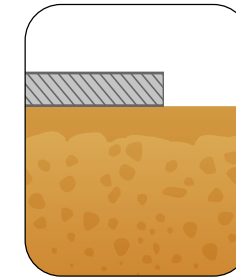
Posa su sabbia Installation on sand



1 Strato di sabbia ben livellato 5/10 cm
Layer of sand duly leveled 5/10 cm

- 2 Lastra • Slab

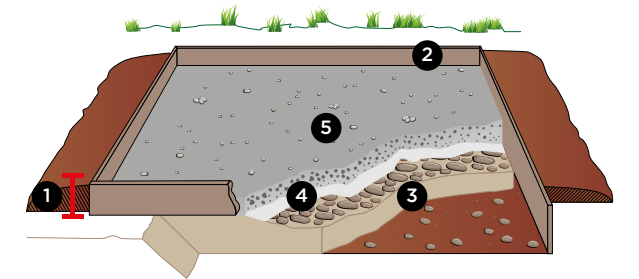
Pendenza sottofondo 2%
Creation of 2% inclination
during levelling and com-
pacting phases.



Distanza tra le lastre: posizionare le lastre distanziate tra loro in base all'effetto estetico che si vuole ottenere (camminamento "a passi", vialetto ecc).
Le fughe possono essere riempite con sabbia o ghiaia. Distance between the slabs: slabs can be install to obtain several aesthetics effects/designs (walkway, stepping stone pattern and so on). Distance between slabs depends on the design we want to create. Joints can be filled with sand or gravel.

Queste indicazioni rappresentano delle indicazioni generali basate sullo stato dell'arte e non vincolanti.
The following tips and suggestions are not binding for the manufacturer.

Posa su ghiaia Installation on gravel

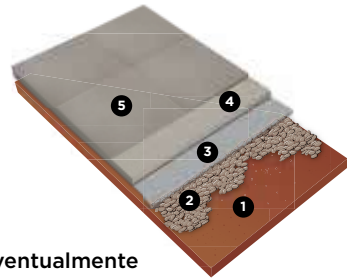


- 1 Asportare uno strato di terreno di 10-20 cm di profondità
Drag a layer of ground (10-20 cm)
- 2 Cordolo in cemento o assi di legno • Cement curb or wooden plank
- 3 Pietrisco compatto granulometria mista (16-35 mm) per 10 cm di profondità • Crushed stone, mixed granulometry (16-35 mm), 10 cm depth
- 4 TNT • Macro-holed, non-woven polypropylene fabric
- 5 Ghiaia ben livellata granulometria 4-8 mm per 10 cm di profondità
Duly leveled gravel, granulometry between 4-8 mm, 10 cm depth

Posa su massetto con colla Laying on screed with adhesive




Posa su pavimento esterno non impermeabilizzato (terreno)
Installation on outdoor non waterproof floor (ground)



- 1 **Terreno** • Ground
- 2 **Strato di ghiaia compatto eventualmente stabilizzato con calcestruzzo** • Compact layer of gravel (eventually stabilized using concrete)
- 3 **Strato di livellamento in calcestruzzo avente spessore adeguato.**
Pendenza 1,25-2,5% • Concrete leveling layer with adequate thickness.
Inclination 1,25-2,5%
- 4 **Massetto di 8-10 cm con rete elettrosaldata posizionata a metà dello spessore dello strato** • 8-10 cm screed, arc welded mesh to be positioned in the centre
- 5 **Lastra** • Slab
Posa delle lastre con un collante per esterni seguendo sempre le indicazioni specifiche del produttore dell'adesivo utilizzato e seguendo la tecnica della doppia spalmatura • Slabs must be fixed by using an adhesive suitable for outdoor use and strictly following the instructions and specifications indicated by the adhesive's manufacturer (a double adhesive layer is always recommended)

Posa su pavimento esterno impermeabilizzato
Installation on outdoor waterproof floor


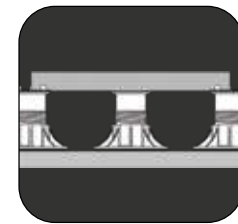


- 1 **Struttura portante (solaio)**
Floor
- 2 **Strato di livellamento/pendenza**
Levelling/inclination layer
- 3 **Strato di impermeabilizzazione**
Waterproofing layer
- 4 **Strato di separazione termoisolante** • Heat insulating layer
- 5 **Strato drenante** • Draining layer
- 6 **Massetto di 8-10 cm con rete elettrosaldata posizionata a metà dello spessore dello strato** • 8-10 cm screed, arc welded mesh to be positioned in the centre
- 7 **Lastra** • Slab
Posa delle lastre con un collante per esterni seguendo sempre le indicazioni specifiche del produttore dell'adesivo utilizzato e seguendo la tecnica della doppia spalmatura • Slabs must be fixed by using an adhesive suitable for outdoor use and strictly following the instructions and specifications indicated by the adhesive's manufacturer (a double adhesive layer is always recommended)

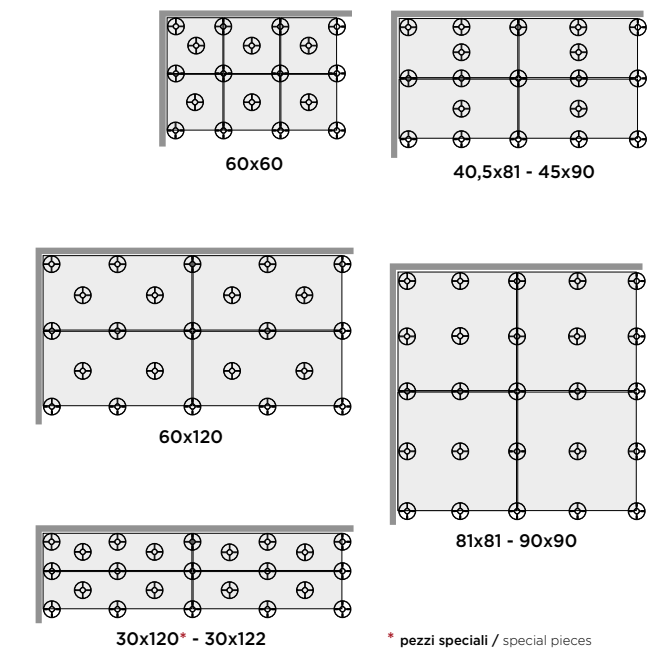
Fughe: obbligatoria la fuga a giunto aperto con ampiezza di fuga variabile maggiore di 5 mm ed utilizzo di sigillanti cementizi di classe 2. I giunti di dilatazione sono obbligatori.
Grout: using class 2 cement grouting and a minimum 5 mm grout line is mandatory.
Expansion joints are mandatory too.

Queste indicazioni rappresentano delle indicazioni generali basate sullo stato dell'arte e non vincolanti.
The following tips and suggestions are not binding for the manufacturer.

Posa sopraelevata Installation onto flat surfaces (raised laying)



- 1 **Terreno o struttura portante** • Ground or floor
- 2 **Massetto in pendenza** • Screed with adequate inclination
- 3 **Strato di impermeabilizzazione** • Waterproofing layer
- 4 **Strato di separazione termoisolante (foglio di polietilene)**
Heat insulating layer (polyethylene sheet)
- 5 **Opzionale: pannello termoisolante di adeguata densità**
Optional: heat insulating panel with adequate density
- 6 **Supporto da esterno in polipropilene (fisso, regolabile o autolivellante)** • Polypropylene load-bearing supports suitable for outdoor (may be fixed, adjustable or self-levelling)
- 7 **OUTDOOR spessore 17 • 20 • 30 mm**
OUTDOOR 17 • 20 • 30 mm thick slabs




* pezzi speciali / special pieces

Ad oggi non esiste una normativa specifica per i pavimenti sopraelevati da esterno, si rimanda pertanto al professionista progettista un'attenta valutazione dei requisiti del progetto. ECO DADO GROUP suggerisce l'utilizzo di supporti aggiuntivi sotto le piastrelle, come da schema sotto riportato. Per maggiore sicurezza e a tutela dell'utente, Eco Dado Group richiede di impostare un'altezza di sopraelevazione non superiore a 5 cm. Per altezze superiori consultare il progettista.

To date, there is no existing regulatory standard regarding outdoor raised floors. Therefore, the Customer/Designer/Project Manager has to arrange for a careful assessment of the project and its requirements. ECO DADO GROUP recommends the adoption of additional supports under the tiles, as per diagram below. For greater safety and protection of the user, Eco Dado Group requires an overlay height not exceeding 5 cm. For higher heights please consult the designer.


Queste indicazioni rappresentano delle indicazioni generali basate sullo stato dell'arte e non vincolanti.
The following tips and suggestions are not binding for the manufacturer.

Pavimentazione carrabile Installation on driveways



L'impiego di lastre con spessore 30 mm permette la realizzazione di pavimentazioni carrabili senza l'utilizzo di collanti per la posa.
30 mm porcelain pavers could be installed on driveways with no need of adhesives.

Queste indicazioni rappresentano delle indicazioni generali basate sullo stato dell'arte e non vincolanti.
The following tips and suggestions are not binding for the manufacturer.



NOTE NOTES I colori e le caratteristiche estetiche dei materiali illustrati nel presente catalogo sono da ritenersi puramente indicativi. Colours and optical features of the materials illustrated in this catalogue are to be regarded as mere indications.

CERTIFICAZIONI . CERTIFICATIONS

EcoDado+ Group ha sempre ritenuto che la qualità del proprio servizio fosse il fondamento del successo commerciale dell'Azienda ed ha quindi ritenuto opportuno istituire un **Sistema di Gestione per la Qualità**, con l'obiettivo di migliorare continuamente il grado di soddisfazione della propria clientela. In quest'ottica, nel mese di luglio 2014, **EcoDado+ Group** ha ottenuto dall'ente TÜV Austria Cert GmbH la certificazione che attesta la conformità dell'organizzazione aziendale ai requisiti della norma **UNI EN ISO 9001**. Il Gruppo ha implementato inoltre un Sistema di Gestione Ambientale ottenendo nel 2015 la certificazione che attesta la conformità ai requisiti della norma **ISO 14001**. Nel 2016 è stata ottenuta la conformità ai requisiti della norma **UNI CEI EN ISO 50001:2011 Sistemi di Gestione dell'Energia**, consentendo a **EcoDado+ Group** il miglioramento continuo della propria prestazione energetica, comprendendo in questa l'efficienza energetica nonché il consumo e l'uso dell'energia. I controlli previsti da queste normative sono i più accurati e comprendono tutte le funzioni aziendali: la progettazione, gli approvvigionamenti, i controlli sui prodotti e sul processo produttivo, la commercializzazione, l'assistenza post-vendita per tutti i marchi commerciali. Sempre nel 2016 è stata ottenuta anche la certificazione **UNI EN ISO 45001**, che si occupa di salute e sicurezza dei lavoratori, assicurando l'ottemperanza ai requisiti previsti per i Sistemi di Gestione della Salute e Sicurezza sul Lavoro. Nel 2017 è stata ottenuta la certificazione **UNI EN ISO 14021:2016** (etichettatura del materiale riciclato). Ancora nel 2017 **EcoDado+ Group** si è associata al **Green Building Council Italia**, organismo indipendente che ha come obiettivo la diffusione di una cultura dell'edilizia sostenibile ed in particolare la promozione del sistema di certificazioni **LEED Leadership in Energy and Environmental Design**.

I prodotti di **EcoDado+ Group** contengono almeno il **40% di materia prima riciclata** e consentono ai loro utilizzatori di accedere ai crediti LEED. Sempre nel 2017 **EcoDado+ Group** ha ottenuto la **Certificazione Greenguard** grazie alla produzione di materiali ceramici per l'edilizia che soddisfano i più severi **limiti sulle emissioni chimiche** e di **Composti Organici Volatili (VOCs)**. L'azienda risulta conforme agli standard richiesti per il miglioramento della **Qualità dell'Aria in ambienti Interni (IAQ)**.

Le certificazioni rappresentano il **coronamento di un'esperienza pluriennale** ed il riconoscimento dell'**impegno costante** che l'azienda ha posto nella ricerca della qualità come fattore strategico prioritario. In accordo con la politica della qualità opera la **sezione di verifica ed archiviazione dei campioni base e della produzione corrente**; questa sezione controlla costantemente le **caratteristiche tecniche ed estetiche** della produzione e la loro **conformità** con i campioni base per assicurare la massima qualità e precisione nella fornitura.

EcoDado+ Group has always considered the quality of the service provided as the foundation of the company's success, so the Group has decided to implement a **Quality Management System**, with a view to constantly boosting customer satisfaction. With this objective in mind, in July 2014, **EcoDado+ Group** obtained, from TÜV Austria Cert GmbH, the certification that the Group's corporate organisation complies with the requisites of the **UNI EN ISO 9001 standard**. The Group has also implemented an Environmental Management System, and in 2015, it obtained the certification of compliance with the requisites of the **ISO 14001 standard**.

In 2016, compliance was obtained with the requirements of the **UNI CEI EN ISO 50001:2011 Energy Management Systems standard**, allowing **EcoDado+ Group** to continually improve its energy performance, in terms of both energy efficiency and the use and consumption of energy.

The checks provided for under these regulations are particularly rigorous, and regard all company departments and functions: planning and design, provisioning, checks on products and the production process, sales, post-sales assistance for all brands.

In 2016, the Group also obtained **UNI EN ISO 45001 certification**, which regards the health and safety of workers, guaranteeing compliance with the requisites contemplated for Workplace Health and Safety Management Systems.

In 2017, **EcoDado+ Group** obtained both **UNI EN ISO 14021:2016 certification** (labelling of recycled material).

In 2017, **EcoDado+ Group** became a member of **Green Building Council Italia**, an independent body that seeks to spread a sustainable building culture, and in particular, to promote the **LEED Leadership in Energy and Environmental Design certification system**.

EcoDado+ Group products contain at least **40% of recycled raw materials**, allowing users to obtain LEED credits.

In 2017, **EcoDado+ Group** obtained **Greenguard Certification**, thanks to the production of ceramic materials for the building industry, which **comply with the strictest limits governing chemical emissions and Volatile Organic Compounds (VOCs)**. The company complies with the standards requested for the improvement of **Indoor Air Quality (IAQ)**.

These certifications are the **crowning glory of many years' experience**, and acknowledge the **company's constant commitment** to quality, the strategic factor that is top priority for **EcoDado+ Group**. In accordance with the corporate quality policy, there is a **section that checks and files base samples and samples of the current production**; this section constantly monitors **the technical and aesthetic characteristics** of the products, **ensuring they comply with the base samples** in order to guarantee completely accurate, quality supplies.

PESI E MISURE . WEIGHT AND SIZES

dimensioni sizes dimensions abmessungen	spessore thickness épaisseur stärke	pz/collo pcs/box pc/boite stk/ktn	mq/collo sqm/box m/boite qm/ktn	kg/collo kg/box kg/boite kg/ktn	colli/pallet box/europal boites/europal ktn/europal	mq/pallet sqm/pallet m/pallet qm/pallet	kg/europal kg/europal kg/europal kg/europal
60x60 Rettificato	20 mm	2	0,72	31,60	30	21,60	975
60x60 Rettificato Ermetica/Evoq Colors	20 mm	2	0,72	30,00	30	21,60	900
81x81 Rettificato	20 mm	2	1,3122	57,00	24	31,4928	1395
40,5x81 Rettificato	20 mm	2	0,6561	28,50	30	19,683	880
30x122 Rettificato	20 mm	2	0,732	31,65	36	26,352	1160
60x120 Rettificato	20 mm	1	0,72	32,50	30	21,60	995
60x60 Rettificato	30 mm	1	0,36	25,00	40	14,40	1025
45x90 Rettificato	30 mm	1	0,405	28,00	32	12,96	903
90x90 Rettificato	30 mm	1	0,81	56,00	20	16,20	1145




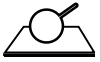

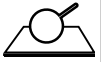











EN ISO 9001:2015
 EN ISO 14001:2015
 EN ISO 50001:2018
 EN ISO 45001:2018
 UNI EN ISO 14021: 2016
 GREENGUARD GOLD

CARATTERISTICHE TECNICHE . TECHNICAL FEATURES

Gres porcellanato • Porcelain stoneware • Grès cérame • Feinsteinzeug

UNI EN 14411 Bla Allegato G (ISO 13006)

Caratteristica tecnica Technical feature Caractéristique technique Technische Eigenschaft	Norma Norm Norme Norm	Valore richiesto dalle norme Required standards Valeur prescrite par les normes Normvorgabe	OUTDOOR 4.0	
 Lunghezza e larghezza / Length and width Longuer et largeur / Länge und breite  Spessore / Thickness Epaisseur / Stärke  Rettilineità spigoli / Straightness of sides Rectitude des arêtes / Kantengeradheit  Ortogonalità / Rectangularity Orthogonalité / Rechtwinkligkeit  Planarità / Surface flatness Planeité de surface / Ebenflächigkeit	UNI EN ISO 10545-2	N ≥ 15 cm		Conforme Corresponding Conforme Entsprechend
		%	(mm)	
		± 0,6 Non Rect. ± 0,3 Rect	± 2,0 Non Rect. ± 1,0 Rect	
		± 5	± 0,5	
		± 0,5 Non Rect. ± 0,3 Rect	± 1,5 Non Rect. ± 0,8 Rect	
± 0,5 Non Rect. ± 0,3 Rect	± 2,0 Non Rect. ± 1,5 Rect			
± 0,5 Non Rect. ± 0,4 Rect	± 2,0 Non Rect. ± 1,8 Rect			
 Qualità della superficie Surface quality Qualités de la surface Oberflächenqualität	UNI EN ISO 10545-2	Il 95 % min. delle piastrelle di prova deve essere esente da difetti visibili Minimum 95% of the tested tiles must be free from visible defects 95% min. des carreaux de test ne doit pas contenir de défauts visibles Min. 95% der geprüften Fliesen dürfen keine sichtbaren Mängel aufweisen	Conforme Corresponding Conforme Entsprechend	
 Assorbimento d'acqua Water absorption Absorption d'eau Wasseraufnahme	UNI EN ISO 10545-3	≤ 0,5% Individual max 0,6%	≤ 0,5%	
 Sforzo di rottura / Breaking strength Effort de rupture / Bruchkraft (≥ 7,5 mm thickness)	UNI EN ISO 10545-4	S ≥ 1300 N	S ≥ 1300 N	
Resistenza alla flessione / Modulus of Rupture Résistance à la flexion / Biegefestigkeit		R ≥ 35 N/mm²	R ≥ 35 N/mm²	
 Resistenza al gelo Resistance to frost Résistance aux gel Frostbeständigkeit	UNI EN ISO 10545-12	Richiesto Required	Non gelivo Frost-proof Non gélifs Frostsicher	
 Resistenza ai prodotti chimici Resistance to chemical products Résistance aux produits chimiques Widerstand gegen Chemikalien	UNI EN ISO 10545-13	Resistenza a basse concentrazioni di acidi e alcali Resistance to low concentrations of acids and alkalis Secondo la classificazione indicata dal fabbricante Manufacturer is to state classification	LA	
		Resistenza ad alte concentrazioni di acidi e alcali Resistance to high concentrations of acids and alkalis Metodo di prova disponibile Test method available	HA	
		Resistenza ai prodotti chimici di uso domestico ed agli additivi per piscina Resistance to household chemicals and swimming pool salt Classe minima B Minimum class B	A	
 Resistenza all'abrasione (metodo PEI) Abrasion resistance (PEI test) Résistance à l'abrasion (méthode PEI) Widerstand gegen Abrieb (nach PEI)	UNI EN ISO 10545-7	Segnala la classe di abrasione e i cicli superati Report abrasion class and cycles passed	disponibili sul sito internet alla sezione download della serie references available on the website in the download section of the series	
 Resistenza alle macchie Staining resistance Résistance aux taches Widerstand gegen Fleckenbildung	UNI EN ISO 10545-14	Min. 3	Conforme Corresponding Conforme Entsprechend	
 Resistenza agli sbalzi termici Thermal shock resistance Résistance aux écarts de température Temperaturwechselbeständigkeit	UNI EN ISO 10545-9	Metodo di prova disponibile Test method available	Resiste Resistant Résiste Widerstandsfähig	
Caratteristiche accessorie / Additional features  Stabilità dei colori Colours stability Stabilité des couleurs Farbbeständigkeit	DIN 51094	Colorazione Stabile Stable coloring	Conforme Corresponding Conforme Entsprechend	
Caratteristiche di sicurezza / Safety characteristics				
 Resistenza allo scivolamento Slip resistance Résistance au glissement Rutschemmende Eigenchaft	METODO B.C.R.A.	μ > 0,40	Conforme Corresponding Conforme Entsprechend	
	DIN EN 16165	ANNEX A Test della rampa a piedi nudi / Classe dichiarata Barefoot ramp test / Declared Class Méthode de la rampe pieds nus / Classe déclarée Methode der schiefen Ebene, barfuß / Angegebene Klasse	R11	
		ANNEX B Test della rampa a piedi calzati / Classe dichiarata Shod ramp test / Declared Class Rampe avec chaussures / Classe déclarée Methode der schiefe Ebene, mit Schuhwerk / Angegebene Klasse	A+B+C	
	DCOF (ANSI A 326.3)	≥ 0,42	Conforme Corresponding Conforme Entsprechend	

OUTDOOR4.0
 ARCHITETTURE
 PORCELAIN.PAVERS

* La scheda tecnica dettagliata di ogni serie è disponibile sul sito sito aziendale . Technical data sheet of each collection is available for download on website
 La fiche technique de chaque collection est disponible en téléchargement sur le site. Das technische Datenblatt jeder Kollektion steht auf der Website zum Download bereit.