

COLLECT IONS 2023

INTERACTIVE PDF >

Il Gruppo Del Conca investe in un futuro + sostenibile.



Nasce un impianto di nuova generazione in grado di abbattere le emissioni di oltre **3.400** tonnellate di **CO2** equivalenti a quanto inquinano **1.300** automobili che percorrono **20.000** km/anno.
Installato il nuovo forno **Hydrogen Ready**



100% del cartone utilizzato è riciclato
100% delle acque di processo vengono recuperate
70% della plastica utilizzata è riciclata



100% del fabbisogno di energia elettrica del Centro Logistico Del Conca è autoprodotta.
98% dell'energia elettrica utilizzata nel processo produttivo è autoprodotta.
Introduzione di auto aziendali **100%** elettriche alimentate da energia autoprodotta.

Ecologia e bellezza, innovazione e heritage, sostenibilità e avanguardia: fondere aspetti così diversi nello sviluppo di un progetto di design non è semplice ma è possibile. La ricerca e la passione sono fondamentali per trasformare un prodotto industriale in un progetto a basso impatto ambientale.

INDICE GENERALE

GENERAL INDEX / ALLGEMEINES INHALTSVERZEICHNIS / INDEX GÉNÉRAL

4 INDICI

INDEX / INHALTSVERZEICHNIS / SOMMAIRES

6 PROFILO AZIENDALE

COMPANY PROFILE / UNTERNEHMENSPROFIL / PROFIL DE LA SOCIÉTÉ

22 COLLEZIONI

COLLECTIONS / KOLLEKTIONEN / COLLECTIONS

24 DINAMIKA

60 EFFETTO PIETRA / STONE EFFECT / NATURSTEIN-FARBEN / EFFET PIERRE

198 EFFETTO LEGNO / WOOD EFFECT / HOLZ-FARBEN / EFFET BOIS

250 EFFETTO CEMENTO / CONCRETE EFFECT / ZEMENT-FARBEN / EFFET BÉTON

296 EFFETTO METALLO / METAL EFFECT / METALL-FARBEN / EFFET METAL

314 EFFETTO COTTO / COTTO EFFECT / COTTO-FARBEN / EFFET COTTO

336 DEL CONCA HOUSE

354 INFORMAZIONI TECNICHE

TECHNICAL INFORMATION / TECHNISCHE INFORMATIONEN / INFORMATIONS TECHNIQUES

356 GUIDA ALLA CONSULTAZIONE

USER'S GUIDE / BEDIENUNGSANWEISUNG / GUIDE À LA CONSULTATION

364 SCHEMI DI POSA

LAYOUTS / VERLEGELOESUNGEN / PLANS DE POSE

366 COME RAGGIUNGERCI

HOW TO GET HERE / WIE SIE UNS ERREICHEN / COMMENT NOUS REJOINDRE



Catalogo stampato su carta certificata FSC®

OTHER LANGUAGES >

INDICE ALFABETICO

ALPHABETICAL INDEX / ALPHABETISCHES INHALTSVERZEICHNIS / INDEX ALPHABÉTIQUE

298	Alchimia_HLC	200	Nabi_NB
84	Boutique_HBO	184	Nat_HNT
218	Burma_BU	62	Premiere_HPM
332	Carpegna_HRN	192	Rockstar_HRT
174	Climb_HCL	156	Stelvio_HSV
252	Deco Studio_HDS	24	Stone Edition_HSE
232	Foreste d'Italia_FI	224	St. Regis_SR
328	Galestro_HGT	264	Timeline_HTL
164	Gardena_HGR	316	Vignoni_HVG
136	Lavaredo_HLA	118	Wild_HWD
242	Monteverde_MN		

INDICE PER EFFETTO

INDEX BY EFFECT / VERZEICHNIS DER FARBRICHTUNGEN / INDEX PAR EFFET

DINAMIKA deep surfaces

24	Stone Edition_HSE
----	-------------------

STONE EFFECT

62	Premiere_HPM
84	Boutique_HBO
118	Wild_HWD
136	Lavaredo_HLA
156	Stelvio_HSV
164	Gardena_HGR
174	Climb_HCL
184	Nat_HNT
192	Rockstar_HRT

WOOD EFFECT

200	Nabi_NB
218	Burma_BU
224	St. Regis_SR
232	Foreste d'Italia_FI
242	Monteverde_MN

CONCRETE EFFECT

252	Deco Studio_HDS
264	Timeline_HTL

METAL EFFECT

298	Alchimia_HLC
-----	--------------

COTTO EFFECT

316	Vignoni_HVG
328	Galestro_HGT
332	Carpegna_HRN

INDICE PER FORMATO

INDEX BY SIZE / VERZEICHNIS DER FORMATE / INDEX PAR FORMAT

120X260	30X120	30X60
24 Stone Edition_HSE	232 Foreste d'Italia_FI	24 Stone Edition_HSE
62 Premiere_HPM		84 Boutique_HBO
84 Boutique_HBO	16,5X100	118 Wild_HWD
264 Timeline_HTL	242 Monteverde_MN	136 Lavaredo_HLA
		164 Gardena_HGR
26,5X180	80X80	174 Climb_HCL
200 Nabi_NB	118 Wild_HWD	184 Nat_HNT
	136 Lavaredo_HLA	264 Timeline_HTL
120X120	156 Stelvio_HSV	
24 Stone Edition_HSE	164 Gardena_HGR	20X40
62 Premiere_HPM	174 Climb_HCL	136 Lavaredo_HLA
84 Boutique_HBO	298 Alchimia_HLC	192 Rockstar_HRT
118 Wild_HWD	316 Vignoni_HVG	
136 Lavaredo_HLA	264 Timeline_HTL	30X30
156 Stelvio_HSV		328 Galestro_HGT
298 Alchimia_HLC	40X80	332 Carpegna_HRN
264 Timeline_HTL	156 Stelvio_HSV	
	164 Gardena_HGR	15X30
60X120	174 Climb_HCL	316 Vignoni_HVG
24 Stone Edition_HSE	298 Alchimia_HLC	328 Galestro_HGT
62 Premiere_HPM	316 Vignoni_HVG	332 Carpegna_HRN
84 Boutique_HBO		
118 Wild_HWD	20X80	20X20
136 Lavaredo_HLA	232 Foreste d'Italia_FI	136 Lavaredo_HLA
156 Stelvio_HSV	242 Monteverde_MN	192 Rockstar_HRT
298 Alchimia_HLC		
252 Deco Studio_HDS	60X60	15X15
264 Timeline_HTL	24 Stone Edition_HSE	328 Galestro_HGT
	62 Premiere_HPM	332 Carpegna_HRN
20X120	84 Boutique_HBO	
200 Nabi_NB	118 Wild_HWD	
218 Burma_BU	136 Lavaredo_HLA	
224 St. Regis_SR	164 Gardena_HGR	
232 Foreste d'Italia_FI	174 Climb_HCL	
264 Timeline_HTL	184 Nat_HNT	
	264 Timeline_HTL	

MIGLIORARE PER DISTINGUERSI, INVESTIRE PER INNOVARE, CREARE PER SORPRENDERE.

IMPROVE TO EXCEL, INVEST
TO INNOVATE, CREATE TO AMAZE.

VERBESSERUNG, UM SICH ZU UNTERSCHIEDEN, INVESTITION
FÜR DIE INNOVATION, KREIEREN, UM ZU ÜBERRASCHEN.

AMÉLIORER POUR SE DISTINGUER, INVESTIR
POUR INNOVER, CRÉER POUR SURPRENDRE.

UNA CERAMICA CHE ARRIVA DA LONTANO

A COMPANY WITH A LONG HISTORY
EINE KERAMIK, DIE AUS DER FERNE KOMMT
UNE CÉRAMIQUE QUI VIENT DE LOIN

Ceramica del Conca S.p.a. è nata nel 1979 per iniziativa di una imprenditoria maturata in campo edilizio in Italia ed all'estero, nuova al mondo delle piastrelle ma sensibile alle evoluzioni tecnologiche, al design e alle crescenti aspettative del mercato. Dopo gli importanti investimenti degli ultimi anni, l'azienda ha avviato un nuovo piano industriale atto a sviluppare, da un lato, una superficie rivoluzionaria unica al mondo, presentata nel corso dell'anno 2021, con il nome Dinamika deep surfaces, e dall'altro, un ampliamento di capacità produttiva su uno dei segmenti più rappresentativi del Gruppo: il gres porcellanato 20 mm e 30 mm. L'azienda oggi è in grado di soddisfare, con le sue esclusive linee di prodotto, tutte le esigenze estetiche, qualitative e progettuali. Nel 2022 un ulteriore e importantissimo investimento ha portato l'azienda all'installazione di un impianto di nuova generazione per un abbattimento importante di CO2 nell'atmosfera con la prospettiva di passare alla miscela metano/idrogeno non appena disponibile.

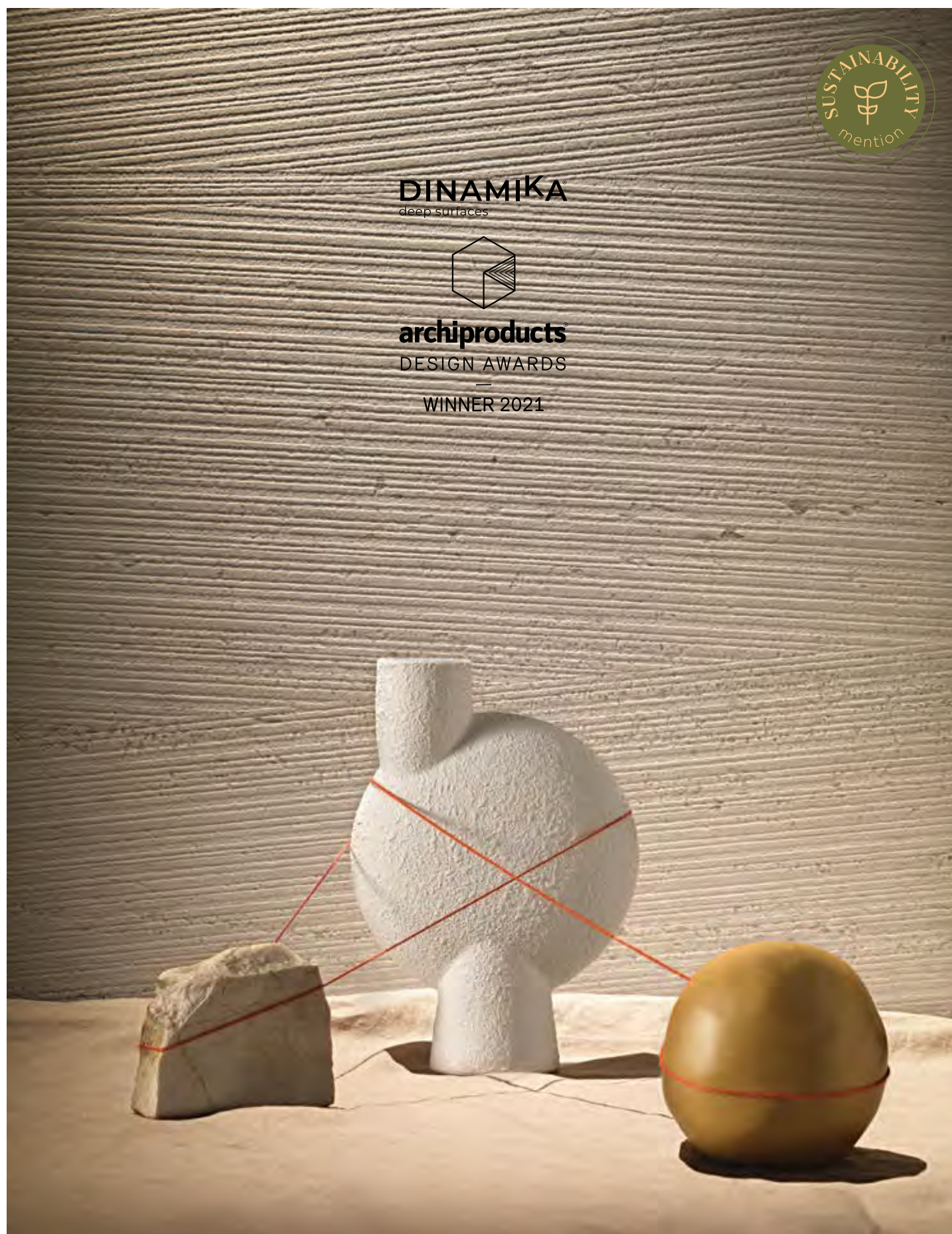
Ceramica del Conca S.p.a. was established in 1979 on a foundation of experience gained in the construction sector in Italy and abroad; although new to the tile industry, the owners had fingers on the pulse of technological developments, design and the market's growing demands. After major investments in recent years, the company has launched a new business plan involving, on the one hand, a revolutionary, globally unique surface presented in 2021 under the name Dinamika Deep Surfaces, and on the other, expansion of production capacity in one of the Group's core segments: porcelain stoneware in 20 mm and 30 mm sizes. Today, the company's exclusive product lines cover all demands in terms of appearance, quality and architectural potential.

In 2022, with another very large investment, the company installed a new-generation plant to massively reduce atmospheric CO2, with a view to switching to a natural gas/hydrogen blend as soon as it comes on-stream.

Ceramica del Conca S.p.a. wurde 1979 nach langjährigen Erfahrungen im Bausektor in sowohl Italien als auch im Ausland gegründet. Das Unternehmen war zwar neu in der Fliesenbranche, entwickelte jedoch sehr schnell ein Gespür für die technischen Entwicklungen, Designrends und steigenden Erwartungen des Marktes. Nach beträchtlichen Investitionen in den letzten Jahren rief das Unternehmen zum einen ein neues Industrieprojekt für eine weltweit einzigartige, revolutionäre Oberfläche, die bereits 2021 unter dem Namen Dinamika Deep Surfaces vorgestellt wurde, ins Leben, und zum anderen steigerte es seine Produktionskapazitäten in einem der repräsentativsten Segmente der Gruppe: Feinsteinzeug mit Stärken von 20 mm und 30 mm. Das Unternehmen ist heute dank seiner exklusiven Produktlinien in der Lage, alle ästhetischen, qualitativen und planerischen Anforderungen zu erfüllen. Im Jahre 2022 tätigte das Unternehmen eine weitere kolossale Investition für die Errichtung einer Anlage der neuen Generation zur Reduzierung von CO2-Emissionen, um auf ein Methan-Sauerstoff-Gemisch umzustellen, sobald dieses verfügbar ist.

Ceramica del Conca S.p.a. est née en 1979 à l'initiative d'un entrepreneur mûri dans le domaine de la construction en Italie et à l'étranger, nouveau dans le monde des carreaux mais sensible aux évolutions technologiques, au design et aux attentes croissantes du marché. Après les investissements importants de ces dernières années, l'entreprise a lancé un nouveau plan industriel visant à développer, d'une part, une surface révolutionnaire unique au monde, présentée au cours de l'année 2021, sous le nom de Dinamika Deep Surfaces, et de l'autre, une extension de la capacité de production sur l'un des segments les plus représentatifs du Groupe : le grès cérame 20 mm et 30 mm. Aujourd'hui, l'entreprise est en mesure de satisfaire, avec ses lignes de produits exclusives, toutes les exigences esthétiques, qualitatives et de design. En 2022, un investissement supplémentaire et très important a conduit l'entreprise à installer une centrale de nouvelle génération permettant une réduction significative du CO2 dans l'atmosphère, avec la perspective de passer au mélange méthane/hydrogène dès que disponible.





MATERIA E DESIGN PER SUPERFICI IN DIVENIRE

MATERIALS AND DESIGN FOR SURFACES IN THE MAKING
MATERIE UND DESIGN FÜR ZUKÜNFTIGE OBERFLÄCHEN
LA MATIÈRE ET LE DESIGN POUR DES SURFACES EN ÉVOLUTION

La sensibilità al cambiamento e all'evoluzione tecnologica ha portato, ad affinare la ricerca secondo canoni estetici e funzionali per incontrare le esigenze della moderna architettura. Effetti di superficie, anche tridimensionali, versatilità di formati, spessori, complementi e decorazioni costituiscono un insieme variegato di soluzioni da cui attingere, con la certezza di un design evoluto, capace di interpretare la materia ceramica in linea con le tendenze e gli stili di vita più attuali. Oggi l'azienda è internazionalmente nota per la qualità dei prodotti, la bontà del servizio, l'innovazione e il design di cui è portatrice. Con le sinergie fra i quattro stabilimenti del Gruppo, l'azienda ha potuto dedicare una tecnologia specifica ad ogni segmento produttivo. Grazie a questa specializzazione l'azienda è divenuta leader, per offerta e ampiezza di gamma, nella produzione di superfici outdoor in spessore 20 mm e 30 mm e di grandi lastre. Il piano industriale in atto ha permesso all'azienda di continuare ad essere un punto di riferimento per l'innovazione tecnologica e di nuove superfici, ottenendo riconoscimenti anche dall'interior design.

Over the years, the attention to technological change and evolution has led the company to fine tune research according to aesthetic and functional standards that meet the needs of modern architecture. Surface effects, also three-dimensional, size versatility, thicknesses, special trim pieces and decorations offer inspiration and wide ranging and varied solutions; products and solutions that reinterpret ceramic materials offering an advanced design that responds to the latest trends and lifestyles. Today the company is internationally known for the quality of its products and service, and for the innovation and design that distinguish it. The four plants of the Group work in synergy and the company has dedicated a specific technology to each production segment. This specialised approach has positioned the company as leader for its wide range of 20 mm and 30 mm thick products for outdoor surfaces and its large slabs. The current business plan has enabled the company to remain a pioneer in the area of technological innovation and new surfaces, also winning interior design awards.

Große Aufmerksamkeit für Technologiewandel und Neuentwicklungen ist ein Kernmerkmal des Unternehmens, die ästhetischen und funktionellen Maßstäbe der Entwicklungstätigkeit orientieren sich an den Anforderungen der modernen Architektur. Verschiedenste Oberflächenvarianten, auch mit 3D-Effekt, vielseitige Formate, unterschiedliche Materialstärken, Zubehörteile und Dekore bilden ein Gesamtangebot an Lösungen, die den modernsten Trends im Interior Design gerecht werden. Heute ist das Unternehmen weltweit bekannt für die Qualität seiner Produkte und Serviceleistungen, für seine Innovationskraft und sein kreatives Design. Die durch die Zusammenarbeit der vier Werke der Gruppe erzielten Synergieeffekte ermöglichen die Nutzung einer spezifischen Technologie für jedes Produktsegment. Durch diese Spezialisierung konnte sich das Unternehmen mit seinem umfangreichen Sortiment als führender Hersteller von Outdoor-Keramikbelägen in den Stärken 20 mm und 30 mm und von großformatigen Platten positionieren. Mit dem derzeitigen industriellen Konzept setzt das Unternehmen weiterhin Maßstäbe in puncto technische Innovation und neue Oberflächen, die in der Innenarchitektur auf große Zustimmung stoßen.

La sensibilité aux changements et à l'évolution technologique a mené au fil des années à affiner la recherche selon des canons esthétiques et fonctionnels pour rencontrer les exigences de l'architecture moderne. Des effets de surface, y compris tridimensionnels, la polyvalence des formats, des épaisseurs, des compléments et des décorations constituent un ensemble varié de solutions à utiliser, avec la certitude d'un design évolué, capable d'interpréter la matière céramique en ligne avec les tendances et les styles de vie les plus actuels. Aujourd'hui, la société est connue sur le plan international pour la qualité de ses produits, l'excellence du service, l'innovation et le design. Grâce aux synergies entre les quatre établissements du Groupe, la société a pu dédier une technologie spécifique à chaque segment de production. Avec cette spécialisation, la société est devenue un leader dans la production de grandes dalles et de surfaces d'extérieur de 20 mm et 30 mm d'épaisseur, grâce à son offre et à l'importance de sa gamme. Le plan industriel actuel a consolidé la position de référence de la société en innovation technologique et en surfaces nouvelles, en arrivant même à recevoir des prix dans l'univers de la décoration d'intérieur.

INNOVAZIONE E SPIRITO INTERNAZIONALE

INNOVATION AND INTERNATIONAL SPIRIT
INNOVATION UND INTERNATIONALER GEIST
INNOVATION ET ESPRIT INTERNATIONAL

La consapevolezza di un patrimonio storico e artistico da cui attingere costantemente ispirazione e una visione aperta e partecipe sull'evoluzione del mondo contemporaneo, associate a creatività e ingegno, permette di sviluppare superfici ceramiche di qualità superiore, testimoni autorevoli della migliore cultura Made in Italy. Un sistema produttivo completamente nuovo, frutto di una ricerca interna, ha portato allo sviluppo di un gres porcellanato evoluto e tridimensionale, con una perfetta sincronia fra grafica e struttura, per ricreare superfici fedeli alla natura e di grande impatto visivo, mantenendo tutte le caratteristiche della materia gres.

Nel 2022 un significativo piano di investimento ha permesso inoltre, l'installazione di un impianto di nuova generazione in grado di abbattere oltre 3.400 tonnellate di CO2 all'anno. L'impianto è in grado di produrre lastre ceramiche fino a dimensione 180x360 cm e fino a 3 cm di spessore. Il forno è il più grande finora installato in Italia ed è "Hydrogen Ready", questo ci permetterà di passare ad una miscela di Metano/Idrogeno appena quest'ultima sarà disponibile.

Intimate knowledge of a historic and artistic legacy as a source of constant inspiration and a willingness to embrace the contemporary world's continual changes, combined with creativity and inventiveness, support the development of superior quality ceramic surfaces, worthy representatives of the best Italian manufacturing culture. A completely new production system grounded in in-house research has enabled the development of a state-of-the-art three-dimensional porcelain stoneware with perfect matching of graphic design and structure, for flawless reproductions of natural surfaces with immense visual impact and all the supreme characteristics of stoneware.

What's more, in 2022 an impressive investment plan led to the installation of a new-generation plant able to prevent more than 3,400 tonnes of CO2 emissions per year. The plant is able to produce ceramic slabs up to 180x360 cm in size and up to 3 cm thick. The kiln is the largest installed in Italy to date and is hydrogen-ready, which will allow the switch to a natural gas/hydrogen blend as soon as it comes on-stream.

Unsere Wertschätzung eines bedeutenden historischen und künstlerischen Erbes, das uns stets als Inspirationsquelle dient, sowie unsere aufgeschlossene Einstellung gegenüber modernen Entwicklungen, ermöglichen in Kombination mit unserer Kreativität und unserem Einfallsreichtum die Entwicklung von Keramikoberflächen höchster Qualität, die zugleich ein maßgebendes Zeugnis für die italienische Designkultur darstellen. Dank des im Rahmen interner Forschungen entwickelten, vollkommen neuen Produktionssystems sind wir in der Lage, hochmodernes Feinsteinzeug mit dreidimensionalem Effekt und perfekt aufeinander abgestimmten Grafiken und Strukturen herzustellen. Das Resultat sind naturgetreue, durch ihre prägnante Optik bestechende Oberflächen, die gleichzeitig alle Vorzüge von Feinsteinzeug besitzen.

Darüber hinaus wurde mittels einer im Jahre 2022 getätigten bedeutenden Investition die Installation einer hochmodernen Anlage ermöglicht, die zur Reduzierung unserer jährlichen Kohlendioxid-Emissionen um 3 400 Tonnen CO2 beiträgt. Die Anlage ist in der Lage, Keramikfliesen mit Abmessungen von bis zu 180 x 360 cm und einer Stärke von bis zu 3 cm herzustellen. Bei dem Ofen handelt es sich um den größten Ofen Italiens, der zudem wasserstoffbereit („Hydrogen Ready“) ist, was bedeutet, dass er mit einem Methan-Wasserstoff-Gemisch betrieben werden kann, sobald dieses verfügbar ist.

La conscience d'un patrimoine historique et artistique dont s'inspirer constamment et une vision ouverte et participative sur l'évolution du monde contemporain, associées à la créativité et à l'ingéniosité, permet le développement de surfaces céramiques de qualité supérieure, témoins majeurs de l'excellence du Made in Italy. Un tout nouveau système de production, résultat d'une recherche interne, a conduit au développement d'un grès cérame avancé et tridimensionnel, avec une parfaite synchronisation entre le graphisme et la structure, pour recréer des surfaces fidèles à la nature et de grand impact visuel, en conservant toutes les caractéristiques du matériau en grès.

En 2022, un important plan d'investissement a également permis d'installer une centrale de nouvelle génération capable de réduire de plus de 3400 tonnes l'émission de CO2 par an. L'usine est capable de produire des dalles en céramique jusqu'à une taille de 180x360 cm et jusqu'à 3 cm d'épaisseur. Le four est le plus grand installé à ce jour en Italie et est « Hydrogen Ready » : cela nous permettra de passer à un mélange méthane/hydrogène dès que ce dernier sera disponible.





INSIEME PER DARE VITA A GRANDI PROGETTI

TOGETHER TO GIVE LIFE TO GREAT PROJECTS
GEMEINSAM, UM GROSSE VORHABEN INS LEBEN ZU RUFEN
ENSEMBLE POUR DONNER VIE À DE GRANDS PROJETS

Entusiasmo, energia, condivisione accomunano un team di persone giovani e dinamiche che sono il cuore pulsante di Ceramica del Conca. La creazione di un gruppo di lavoro affiatato, che crede nei valori e nella continua voglia di rinnovarsi proprie dell'azienda, è una risorsa importante, da coltivare ed accrescere con attenzione e sensibilità, valorizzandone le qualità etiche, il senso di responsabilità e le capacità professionali, favorendo corsi di aggiornamento e formazione. Solo così, attraverso l'esperienza e il know how acquisito insieme a partners fidati e collaboratori esperti, il contenuto culturale, tecnologico ed estetico dei prodotti e servizi si trasforma in qualcosa di unico, capace di generare e implementare idee sempre diverse e innovative.

Enthusiasm, energy and commitment are the underlying characteristics shared by the team of young and dynamic people that are the beating heart of Ceramica del Conca. The creation of a close-knit working group, which believes in the company's values and desire for continuous renewal, is an important resource; this great resource must be nurtured with great care and attention. The ethical qualities, sense of responsibility and professional skills of each member of the team must be enhanced through refresher and training courses. In this way, through the experience and know-how acquired together with trusted partners and experienced collaborators, the cultural, technological and aesthetic content of the products and services is transformed into something unique, capable of generating and implementing ideas that are always different and innovative.

Enthusiasm, Energie, Gemeinsamkeit verbinden ein Team junger und dynamischer Personen, die das pulsierende Herz von Ceramica del Conca sind. Die Bildung einer eingespielten Arbeitsgruppe, die in die Werte und in den ständigen Willen zur Erneuerung des Unternehmen glaubt, ist eine wichtige Ressource, die man mit Aufmerksamkeit und Sensibilität pflegen und vergrößern muss, indem man die ethischen Eigenschaften, den Sinn für Verantwortung und die beruflichen Fähigkeiten durch Förderung von Fortbildungs- und Schulungskursen zur Geltung bringt. Nur so, durch die Erfahrung und das Know-How, die zusammen mit vertrauten Partnern und erfahrenen Mitarbeitern erworben wurden, der kulturelle, technologische und ästhetische Gehalt der Produkte und Dienstleistungen verwandelt sich zu etwas Einzigartigen, das in der Lage ist, immer andere und innovative Ideen hervorzubringen und zu implementieren.

L'enthousiasme, l'énergie, le partage sont les points communs d'une équipe de personnes jeunes et dynamiques qui sont le cœur battant de Ceramica del Conca. La création d'un groupe de travail soudé, qui croit dans les valeurs et dans l'envie continue de renouveler l'entreprise, est une ressource importante, à cultiver et à améliorer avec attention et sensibilité, en valorisant les qualités déontologiques, le sens de la responsabilité et les capacités professionnelles, en favorisant les stages de mise à jour et de formation. C'est le seul moyen de transformer, à travers l'expérience et le savoir-faire acquis avec les partenaires de confiance et des collaborateurs experts, le contenu culturel, technologique et esthétique des produits et des services, en quelque chose d'unique capable de générer et de mettre en œuvre des idées toujours différentes et innovantes.

LA SPECIFICITÀ COME SINONIMO DI QUALITÀ

SPECIFICITY AS A SYNONYM OF QUALITY
DIE BESONDERHEIT ALS SYNONYM VON QUALITÄT
LA SPÉCIFICITÉ EN TANT QUE SYNONYME DE QUALITÉ

Ceramica del Conca è in grado di soddisfare ogni esigenza dell'architettura e dell'interior design contemporaneo con flessibilità e spirito d'innovazione, garantendo sempre la massima qualità del prodotto e del servizio.

Un mix sofisticato di superfici effetto legno, pietra, marmo, cemento, wallpaper e metallo incontra il desiderio di circondarsi di materiali naturali, per regalare a ogni spazio un fascino avvolgente e ricercato. Ispirazioni sempre nuove costruiscono un'estetica profonda e variegata, specchio di un design raffinato con richiami alla tradizione, per costruire uno stile intramontabile che coniuga ricchezza di superfici, funzionalità e versatilità di utilizzo adatto ad ogni tipologia di ambiente.

Ceramica del Conca is able to meet all the requirements of contemporary interior design and architecture with flexibility and a spirit of innovation, always guaranteeing the very best quality of product and service.

A sophisticated assortment of wood-, stone-, marble-, concrete-, wallpaper- and metal-effect surfaces fulfils consumers' wish to surround themselves with natural surfaces, to give every space an exquisite, enticing beauty. Constantly new inspirations construct a profound, variegated aesthetic, reflecting sophisticated design rooted in tradition, the basis of a timeless style that combines surface richness, convenience and versatility in use, suitable for every type of location.

Ceramica del Conca ist in der Lage, alle Anforderungen hinsichtlich der architektonischen Gestaltung und des modernen Innendesigns mit Flexibilität und Innovationsgeist zu erfüllen, und dabei stets die höchste Qualität seiner Produkte und Dienstleistungen zu gewährleisten.

Eine raffinierte Mischung von Oberflächen mit Holz-, Stein-, Marmor-, Beton-, Tapeten- und Metall-Effekt begegnet dem Wunsch, sich mit natürlichen Materialien zu umgeben, um jedem Raum einen einhüllenden und auserlesenen Reiz zu verleihen. Immer neue Inspirationen sorgen für eine kunstvolle und vielfältige Ästhetik, die Ausdruck eines durchdachten Designs mit Bezügen zur Tradition ist. Das Ergebnis ist ein zeitloser Stil mit einer Vielfalt von Oberflächen, Eigenschaften und Verwendungsmöglichkeiten, der sich für alle Typen von Räumlichkeiten eignet.

Ceramica del Conca est en mesure de satisfaire toutes les exigences de l'architecture et du design d'intérieur contemporains avec flexibilité et esprit d'innovation, en garantissant toujours la plus haute qualité de produit et de service.

Un mélange sophistiqué de surfaces effet bois, pierre, marbre, béton, papier peint et métal répond au désir de s'entourer de matériaux naturels, pour donner à chaque espace un charme enveloppant et raffiné. Des inspirations toujours nouvelles construisent une esthétique profonde et variée, miroir d'un design raffiné avec des références à la tradition, pour construire un style intemporel qui allie richesse des surfaces, fonctionnalité et polyvalence d'utilisation adaptée à tout type d'environnement.





ATTENZIONE ALL'AMBIENTE E AL MONDO

FOCUS ON THE ENVIRONMENT AND PEOPLE'S WELL-BEING
AUFMERKSAMKEIT GEGENÜBER DER UMWELT UND DER WELT
L'ATTENTION PORTÉE À L'ENVIRONNEMENT ET AU MONDE

Il rispetto dell'ambiente, delle risorse naturali e il contenimento dei consumi energetici è da sempre un obiettivo che l'azienda segue con costanza e attenzione, per fornire ai propri clienti un prodotto che, oltre ad avere caratteristiche estetiche e tecniche di elevato livello, sia realizzato secondo criteri di sostenibilità. La politica ambientale è attuata attraverso sia l'aggiornamento e l'installazione di nuovi impianti sia la sensibilizzazione dei propri dipendenti e fornitori verso i temi di ecologia e di risparmio energetico. Di seguito alcuni esempi concreti: il completo riutilizzo interno delle acque industriali prodotte durante il ciclo di lavorazione proprio e di terzi; la riduzione delle emissioni di CO2 in atmosfera di oltre 3.400 tonnellate; un impasto ceramico con oltre l'8,5% di materiale riciclato; il 100% di cartone utilizzato è riciclato; il 70% di plastica utilizzata è riciclata; il 98% dell'energia elettrica utilizzata è autoprodotta; il Centro Logistico del Gruppo è totalmente indipendente a livello energetico.

Protection of the environment and natural resources and energy saving are goals the company has always pursued with constant determination, to supply customers with a product that not only delivers outstanding appearance and technical characteristics but is also manufactured to sustainability criteria. The environmental policy is implemented through both modernisation and the installation of new plants and engagement to raise the awareness of employees and suppliers on issues of ecology and energy saving. The figures speak for themselves: complete in-house reuse of industrial wastewater produced during its own and third-party processing cycles; reduction of atmospheric CO2 emissions by over 3,400 tonnes; ceramic body mix including more than 8.5% recycled material; use of 100% recycled cardboard; use of 70% recycled plastic; in-house generation of 98% of electricity used; complete energy-independence of the Group's Logistics Hub.

Der Schutz der Umwelt, der natürlichen Ressourcen sowie die Reduzierung des Energieverbrauchs stellen seit jeher Ziele dar, die das Unternehmen konsequent und sorgfältig umzusetzen versucht, um seinen Kunden Produkte zu bieten, die nicht nur durch ihre ausgezeichneten ästhetischen und technischen Eigenschaften bestechen, sondern auch im Einklang mit Nachhaltigkeitskriterien hergestellt wurden. Unsere Umweltschutzpolitik kommt sowohl in Form von Aufrüstungen bestehender bzw. Installationen neuer Anlagen als auch mittels der Sensibilisierung unserer Mitarbeiter und Lieferanten für Umweltschutz und Energieeinsparung zum Ausdruck. Dies sind einige konkrete Beispiele: die vollständige Wiederaufbereitung industrieller Abwässer, die bei unseren eigenen Produktionsprozessen und bei der Produktion von Dritten entstehen; die Reduzierung von CO2-Emissionen um 3 400 Tonnen; eine Keramikpaste mit über 8,5 % recyceltem Material; 100 % des verwendeten Kartons wird recycelt; 70 % des verwendeten Kunststoffes wird recycelt; 98 % des genutzten Stroms wird selbst produziert; das Logistikzentrum der Gruppe ist vollständig stromunabhängig.

Le respect de l'environnement et des ressources naturelles et la maîtrise de la consommation d'énergie ont toujours été un objectif que l'entreprise poursuit avec constance et attention, pour fournir à ses clients un produit qui, en plus d'avoir des caractéristiques esthétiques et techniques de haut niveau, est construit selon des critères de durabilité. La politique environnementale est mise en œuvre à la fois par la mise à jour et l'installation de nouveaux systèmes et par la sensibilisation de ses employés et fournisseurs aux questions d'écologie et d'économie d'énergie. Voici quelques exemples concrets : la réutilisation interne complète de l'eau industrielle produite lors de son cycle de traitement et celui de tiers ; la réduction des émissions de CO2 dans l'atmosphère de plus de 3400 tonnes ; une pâte céramique contenant plus de 8,5 % de matériaux recyclés ; 100 % du carton utilisé est recyclé ; 70 % du plastique utilisé est recyclé ; 98 % de l'électricité utilisée est autoproduite ; le centre logistique du Groupe est totalement autonome énergétiquement.

RESPONSABILI E SOLIDALI SEMPRE

RESPONSIBILITY AND SOLIDARITY AT THE FOREFRONT
SEIT JEHER VERANTWORTLICH UND SOLIDAL
TOUJOURS RESPONSABLES ET SOLIDAIRES

Il Gruppo Del Conca è da sempre attivo in ambito sociale anche grazie alla Fondazione Cino Mularoni, che ha come scopo l'attuazione di eventi di carattere culturale e scientifico, favorendo studi e ricerche, contribuendo alla formazione di giovani studiosi e al sostegno di diverse iniziative editoriali. Il Gruppo Del Conca impiega risorse umane ed economiche per promuovere molteplici attività filantropiche, ottenendo risultati concreti in campo umanitario con progetti di solidarietà in tutto il mondo. Sin dal primo progetto realizzato in Indonesia nel 2008 è stata considerata l'importanza dell'istruzione e della salute come base per uno sviluppo sociale ed economico di tutti i paesi più poveri del mondo e, da allora, l'impegno è stato verso questa direzione con la costruzione di scuole, case famiglia, reti idriche, centri sanitari e reparti ospedalieri. Non è mancato il sostegno alle popolazioni fortemente colpite dal terremoto in Italia nel 2012 e 2016.

The Del Conca Group has always been active in the social sphere also thanks to the Cino Mularoni Foundation, which aims to organise cultural and scientific events, encouraging studies and research and contributing to the training of young scholars and to supporting various publishing activities. The Del Conca Group employs human and economic resources to promote a wide number of philanthropic activities, obtaining concrete results in the humanitarian field with solidarity projects all over the world. Since the first project carried out in Indonesia in 2008, the focus has been on the importance of health and education as a basis for social and economic development of all the poorest countries in the world; since then the company has fully committed to this mission and has moved in that direction through the construction of schools, family houses, water networks, health centres and hospital wards. Support was also provided to the populations strongly affected by the earthquakes in Italy in 2012 and 2016.

Die Gruppe Del Conca ist seit jeher auch durch die Stiftung Cino Mularoni im sozialen Bereich aktiv, deren Zweck die Durchführung von Veranstaltungen kultureller und wissenschaftlicher Art, die Förderung von Studien und Forschung, der Beitrag zur Ausbildung von jungen Wissenschaftlern und die Unterstützung verschiedener Verlagsinitiativen ist. Die Gruppe Del Conca setzt Personal und Mittel ein, um zahlreiche philanthropische Tätigkeiten zu fördern, wobei sie konkrete Ergebnisse im humanitären Bereich mit Solidaritätsprojekten in der ganzen Welt erzielt. Seit dem ersten, in Indonesien im Jahre 2008 durchgeführten Vorhaben, wurde die Bedeutung von Ausbildung und der Gesundheit als Grundlage für soziale und wirtschaftliche Entwicklung in allen der ärmsten Länder der Welt erkannt, und seit jeher ging das Bestreben mit dem Bau von Schulen, Kinderheimen, Wassernetzen, Gesundheitszentren und Krankenhausabteilungen in diese Richtung. Die Unterstützung für die Erdbebenopfer 2012 und 2016 in Italien fehlte nicht.

Le Groupe Del Conca est depuis toujours actif dans le social également grâce à la Fondation Cino Mularoni, dont l'objectif est la mise en œuvre d'événements de caractère culturel et scientifique, en favorisant les études et les recherches, en contribuant à la formation de jeunes chercheurs et au soutien de différentes initiatives éditoriales. Le Groupe Del Conca utilise des ressources humaines et économiques pour promouvoir de nombreuses activités philanthropiques, en obtenant des résultats concrets dans le domaine humanitaire avec des projets de solidarité dans le monde entier. Depuis le premier projet réalisé en Indonésie en 2008, on considère que l'instruction et la santé constituent la base d'un développement social et économique de tous les pays les plus pauvres du monde et depuis, nous nous sommes engagés dans ce sens, en construisant des écoles, des maisons d'accueil, des réseaux de distribution de l'eau, des centres sanitaires et des services d'hôpitaux. Nous soutenons également la population italienne fortement frappée par les séismes de 2012 et 2016.



COLLECT IONS 2023



DINAMIKA[®]
deep surfaces

un'anima tridimensionale genera bellezza

beauty springing from
a three-dimensional soul

Ein dreidimensionaler Charakter
schafft dekorative Oberflächen

une âme tridimensionnelle
engendre beauté

Dinamika è l'evoluzione tecnologica di una materia che racchiude vita, capace di raccogliere le pulsazioni del mondo e restituirle con estrema naturalezza. Attraverso un'esperienza sensoriale immersiva, ogni singolo dettaglio di superficie viene esaltato per raccontare una veridicità unica data dalla sincronia perfetta tra grafica e struttura.

Dinamika ist die technische Weiterentwicklung eines Materials, das durch seine lebendige Ausstrahlung und natürlichen Charakter besticht. Durch ein sinnlich erfahrbares Erlebnis wird jedes einzelne Oberflächendetail beeindruckend hervorgehoben, um die einzigartige realistische Anmutung durch das perfekte Zusammenspiel zwischen Optik und Struktur zu vermitteln.

Dinamika is the technological evolution of a material that has life at its core, that responds with a natural vibrancy to the beating heart of the world. Through an immersive sensory experience, every single surface detail is enhanced for unrivalled realism, achieved by the perfect synchrony between graphic design and structure.

Dinamika est l'évolution technologique d'une matière qui contient la vie, en mesure de recueillir les pulsations du monde et de leur donner corps tout naturellement. Par le biais d'une expérience sensorielle immersive, chaque détail est exalté en surface pour raconter une veridicité unique générée par la synchronie parfaite entre graphique et structure.



Travertino

Dinamika riedita la pietra sedimentaria Travertino dando vita a una superficie intensa e palpitante. Piccole inclusioni di fossili animali e vegetali costruiscono un tessuto di materie stratificate ed elaborate nel tempo dove la perfetta sincronia tra struttura e grafica conferisce un risultato iperrealistico.

Dinamika ist eine Nachempfindung des Sedimentgesteins Travertin und wartet mit einer beeindruckend lebhaften Oberfläche auf. Kleine Einschlüsse von Tier- und Pflanzenfossilien ergeben ein Gefüge aus Stoffen, die sich im Laufe der Zeit schichtweise abgelagert haben. Durch die perfekte Übereinstimmung zwischen Optik und Struktur entsteht ein äußerst realistisches Erscheinungsbild.


Dinamika reinterprets sedimentary travertine stone in a surface that seems to throb with life. Small inclusions of animal and plant fossils construct a fabric of matter, layered and perfected by time, where the flawless synchrony of structure and graphic design creates a hyper-realistic impression.

Dinamika repropose le travertin, pierre sédimentaire, avec une surface intense et palpitante. De petites inclusions d'animaux et de plantes fossiles tissent des matières stratifiées qui se forment au fil du temps, où la synchronie parfaite entre structure et graphique aboutit à un résultat hyperréaliste.

Stone Edition

120x260 120x120 60x120 60x60 30x60

Dinamika



Pavimento / Floor: Travertino HSE 10 Rett.

Dinamika

Stone Edition

120x260 120x120 60x120 60x60 30x60

Dinamika



Dinamika



Pietra di Borgogna

Sfumature equilibrate percorrono una superficie naturale, interpretazione di una delle pietre francesi più riconosciute al mondo e prediletta nella storia dell'architettura. Pietra di Borgogna racchiude nella sua materia un patrimonio di irripetibile bellezza che coinvolge vista e tatto, per restituire al mondo la profonda veridicità di Dinamika.

Ausgewogene Farbnuancen prägen die natürliche Oberfläche, eine Interpretation eines der bekanntesten französischen Steine der Welt und ein Klassiker in der Architekturgeschichte. Pietra di Borgogna umschließt in seinem Material ein Erbe von einzigartiger optischer und haptischer Schönheit, um der Welt die tiefe Authentizität von Dinamika zurückzugeben.


Balanced shades run across a natural surface, an interpretation of one of the most widely recognised French stones in the world, a popular choice in the history of architecture. Within its material, Pietra di Borgogna encapsulates a wealth of inimitable beauty that affects sight and touch, returning the profound truthfulness of Dinamika to the world.

Des nuances équilibrées parcourent une surface naturelle : c'est ainsi qu'est interprétée l'une des pierres françaises les plus appréciées au monde et qui occupe une place privilégiée dans l'histoire de l'architecture. La pierre de Bourgogne renferme dans sa matière un patrimoine de beauté unique, qui fait appel à la vue et au toucher : l'authenticité profonde de Dinamika est ainsi redonnée au monde.

Stone Edition

120x260 120x120 60x120 60x60 30x60

Dinamika



Pavimento / Floor: Pietra di Borgogna HSE 1 Rett.

Dinamika

Stone Edition

120x260 120x120 60x120 60x60 30x60

Dinamika



Dinamika



Breccia Grey

Un effetto materico carico di vitalità caratterizza una superficie dalla colorazione grigia su cui leggere venature bianche capaci di disegnare percorsi sempre diversi. Dinamika si basa sul connubio tra estrema precisione tecnica e sapere umano per generare una varietà grafica infinita che il passaggio della luce riesce a cogliere nella sua naturalezza.

Eine lebhaft Materialoptik kennzeichnet eine graue Oberfläche, auf der sich zarte weiße Äderungen in immer unterschiedlichen Verläufen wahrnehmen lassen. Dinamika basiert auf dem Zusammenspiel zwischen höchster technischer Präzision und menschlichem Know-how. Das Ergebnis ist eine strukturelle Vielfalt, deren natürliche Ausstrahlung durch das Licht erfasst wird.

A material look of vibrant vitality, with a grey surface criss-crossed by constantly different, exquisitely subtle white veins. Dinamika combines extreme technical precision with human know-how to generate an endless variety of graphic design, its natural beauty fully revealed by the light.

Un effet matière regorgeant de vitalité caractérise une surface à la coloration grise, sur laquelle admirer des veines blanches capables de dessiner des parcours toujours différents. Dinamika repose sur l'alliance entre précision technique extrême et savoir-faire humain pour générer une infinité de variétés graphiques, traduites dans toute leur spontanéité par le passage de la lumière.

Stone Edition

120x260 120x120 60x120 60x60 30x60

Dinamika



Pavimento / Floor: Breccia Grey HSE 5 Rett.

Dinamika

Stone Edition

120x260 120x120 60x120 60x60 30x60

Dinamika



Dinamika



Pietra Pece

Caratterizzata da una variazione cromatica unica che va dal grigio al marrone scuro, Pietra Pece è l'interpretazione di una superficie trattata con polveri e pigmenti scuri di diverse granulometrie per creare effetti di alto e bassorilievi. Una materia dalla tridimensionalità esclusiva che invade i sensi e la cui valenza tattile diventa elemento distintivo di Dinamika.

Pietra Pece zeichnet sich durch besondere Farbverläufe von Grau bis Dunkelbraun aus und ist die Interpretation einer plastischen Oberfläche mit Hoch- und Flachreliefs, die durch die Behandlung mit dunklen Pulvern und Pigmenten verschiedener Korngrößen erzielt wurde. Ein Material mit exklusiver Tiefenoptik, das die sinnliche Wahrnehmung anregt und dessen haptische Wertigkeit zum kennzeichnenden Element von Dinamika wird.

Uniquely coloured with hues varying from grey to dark brown, Pietra Pece evokes a surface treated with dark powders and pigments of different particle sizes to create high and bas-relief texturing. An exclusive three-dimensional material that invades the senses, giving Dinamika an original tactile allure.

Caractérisée par une gamme exceptionnelle de tonalités allant du gris au marron foncé, Pietra Pece interprète une surface traitée avec poudres et pigments foncés de différentes granulométries pour créer des effets de hauts et bas-reliefs. Une matière à la tridimensionnalité exclusive qui séduit les sens et dont la valeur tactile devient le trait distinctif de Dinamika.

Stone Edition

120x260 120x120 60x120 60x60 30x60

Dinamika



Pavimento / Floor: Pietra Pece HSE 8 Rett.

Dinamika

Stone Edition

120x260 120x120 60x120 60x60 30x60

Dinamika

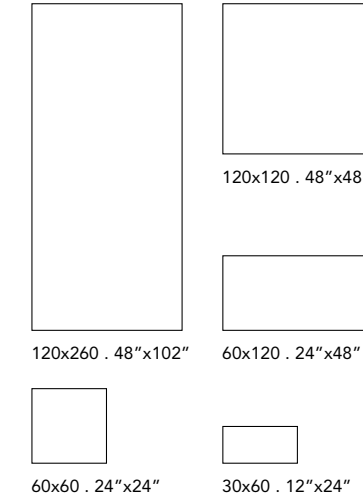


Dinamika

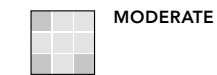
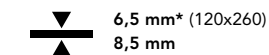
Stone Edition

[INDEX](#)
[TECHNICAL CHARACTERISTICS](#)
[VIDEO](#)
[CATALOGUE](#)
HSE

120x260 120x120 60x120 60x60 30x60



Gruppo Bla UNI EN 14411_G


MODERATE

 6,5 mm* (120x260)
 8,5 mm

 UN EN ISO 10545.12:
RESISTANT



 UNI EN ISO 10545.13: **GA**
 UNI EN ISO 10545.14: **5**


 EN 16165
 Annex B: **R10**
 EN 16165
 Annex A: **B**

 ANSI A326.3:2022
 (DCOF): **≥0,42**
 BCRA: **>0,40**



archiproducts
 DESIGN AWARDS
 WINNER 2021


HSE 10 Travertino

HSE 1 Pietra di Borgogna

HSE 5 Breccia Grey

HSE 8 Pietra Pece

Sizes		Pieces	Mq.	Kg.	Tare Size	Dimension
120x260*	cassa light	11	34,32	616,50	45	284x135xh.21
120x260*	cassa	22	68,64	1233,00	86	284x135xh.34
120x260*	cavalletto light	22	68,64	1278,00	131	270x75xh.161
120x260*	cavalletto heavy	44	137,28	2425,00	131	270x75xh.161

Sizes		Pieces	Mq.	Kg.	Boxes	Mq.	Kg.
120x120	(Pallet 122x122 cm)	1	1,44	28,30	38	54,72	1105,25
60x120		2	1,44	28,30	32	46,08	925,47
60x60		4	1,44	25,00	40	57,60	1020,00
30x60		7	1,26	24,76	40	50,40	1010,36
56x24	mosaico	4	0,54	-	-	-	-
29x30	mosaico	6	0,52	-	-	-	-
25x36	mosaico	6	0,54	-	-	-	-
30x30	mosaico	6	0,54	-	-	-	-
7,5x60	battiscopa	14	8,40 ml.	-	-	-	-
7x120	battiscopa	6	7,20 ml.	-	-	-	-
33x60	gradone lineare	4	-	-	-	-	-
33x120	gradone lineare	2	-	-	-	-	-
33x33	gradone angolare	2	-	-	-	-	-
33x120	gradone angolare	2	-	-	-	-	-

Stone Edition

120x260 120x120 60x120 60x60 30x60

Travertino

Travertino Stories #01



Dinamika

Dinamika

120x260 . 48"x102"

LZSE10R HSE 10 Rett.*


120x260 . 48"x102"

LZSE10STORIR Stories #01 HSE 10 Rett.*



120x120 . 48"x48"

GRSE10R HSE 10 Rett.



60x120 . 24"x48"

GCSE10R HSE 10 Rett.



60x120 . 24"x48"

GCSE10STORIR
Stories #01 HSE 10 Rett.



60x60 . 24"x24"

G9SE10R HSE 10 Rett.



30x60 . 12"x24"

G8SE10R HSE 10 Rett.



25x36 . 10"x14^{1/5}"

G3SE10MO Travertino Mosaic HSE 10

PEZZI SPECIALI • SPECIAL PIECES • FORMTEILE • PIÈCES SPÉCIALES



7,5x60 . 3"x24"

BATTISCOPA
G0SE10R60 HSE 10 Rett.



7x120 . 2^{3/4}"x48"

BATTISCOPA
G0SE10R12 HSE 10 Rett.



33x60 . 13"x24"

GRADONE LINEARE
G3SE10RG HSE 10 Rett.



33x120 . 13"x48"

GRADONE LINEARE
G3SE10RG12 HSE 10 Rett.



33x33 . 13"x13"

GRADONE ANGOLARE
G3SE10RGD HSE 10 (R-DX) Rett.
G3SE10RGS HSE 10 (L-SX) Rett.



33x120 . 13"x48"

GRADONE ANGOLARE
G3SE10RGD12 HSE 10 (R-DX) Rett.
G3SE10RGS12 HSE 10 (L-SX) Rett.

Stone Edition

120x260 120x120 60x120 60x60 30x60

Pietra di Borgogna


Pietra di Borgogna Stories #02



120x260 . 48"x102"
LZSE01R HSE 1 Rett.*



120x260 . 48"x102"
LZSE01STORIR Stories #02 HSE 1 Rett.*




120x120 . 48"x48"
GRSE01R HSE 1 Rett.



60x120 . 24"x48"
GCSE01R HSE 1 Rett.



60x120 . 24"x48"
GCSE01STORIR
Stories #01 HSE 1 Rett.



60x60 . 24"x24"
G9SE01R HSE 1 Rett.



30x60 . 12"x24"
G8SE01R HSE 1 Rett.



56x24 . 22"x9 1/2"
G3SE01MO Pietra di Borgogna Mosaic HSE 1

PEZZI SPECIALI • SPECIAL PIECES • FORMTEILE • PIÈCES SPÉCIALES



7,5x60 . 3"x24"
BATTISCOPA
G0SE01R60 HSE 1 Rett.

7x120 . 2 3/4"x48"
BATTISCOPA
G0SE01R12 HSE 1 Rett.

33x60 . 13"x24"
GRADONE LINEARE
G3SE01RG HSE 1 Rett.

33x120 . 13"x48"
GRADONE LINEARE
G3SE01RG12 HSE 1 Rett.

PEZZI SPECIALI • SPECIAL PIECES • FORMTEILE • PIÈCES SPÉCIALES



33x33 . 13"x13"
GRADONE ANGOLARE
G3SE01RGD HSE 1 (R-DX) Rett.
G3SE01RGS HSE 1 (L-SX) Rett.

33x120 . 13"x48"
GRADONE ANGOLARE
G3SE01RGD12 HSE 1 (R-DX) Rett.
G3SE01RGS12 HSE 1 (L-SX) Rett.

Dinamika

Dinamika

Stone Edition

120x260 120x120 60x120 60x60 30x60

Breccia Grey

Breccia Grey Stories #03



Dinamika

Dinamika

120x260 . 48"x102"

LZSE05R HSE 5 Rett.*

120x260 . 48"x102"

LZSE05STORIR Stories #03 HSE 5 Rett.*



120x120 . 48"x48"

GRSE05R HSE 5 Rett.




60x120 . 24"x48"

GCSE05R HSE 5 Rett.



60x120 . 24"x48"

GCSE05STORIR
Stories #03 HSE 5 Rett.



60x60 . 24"x24"

G9SE05R HSE 5 Rett.



30x60 . 12"x24"

G8SE05R HSE 5 Rett.



30x30 . 12"x12"

G3SE05MO Breccia Grey Mosaic HSE 5

Prodotto con 4 diverse grafiche confezionate in modo casuale.
Created with 4 different randomly packaged graphics.
Hergestellt mit 4 verschiedenen Graphiken, die zufällig zusammen verpackt werden.
Produit avec 4 graphismes différents emballés au hasard.

PEZZI SPECIALI • SPECIAL PIECES • FORMTEILE • PIÈCES SPÉCIALES



7,5x60 . 3"x24"

BATTISCOPA
G0SE05R60 HSE 5 Rett.

7x120 . 2³/₄"x48"

BATTISCOPA
G0SE05R12 HSE 5 Rett.

33x60 . 13"x24"

GRADONE LINEARE
G3SE05RG HSE 5 Rett.

33x120 . 13"x48"

GRADONE LINEARE
G3SE05RG12 HSE 5 Rett.



33x33 . 13"x13"

GRADONE ANGOLARE
G3SE05RGD HSE 5 (R-DX) Rett.
G3SE05RGS HSE 5 (L-SX) Rett.

33x120 . 13"x48"


GRADONE ANGOLARE
G3SE05RGD12 HSE 5 (R-DX) Rett.
G3SE05RGS12 HSE 5 (L-SX) Rett.

Stone Edition

120x260 120x120 60x120 60x60 30x60

Pietra Pece

Pietra Pece Stories #04



Dinamika


Dinamika

120x260 . 48"x102"
LZSE08R HSE 8 Rett.*


120x260 . 48"x102"
LZSE08STORIR Stories #04 HSE 8 Rett.*



120x120 . 48"x48"
GRSE08R HSE 8 Rett.



60x120 . 24"x48"
GCSE08R HSE 8 Rett.



60x120 . 24"x48"
GCSE08STORIR
Stories #04 HSE 8 Rett.



60x60 . 24"x24"
G9SE08R HSE 8 Rett.



30x60 . 12"x24"
G8SE08R HSE 8 Rett.



29x30 . 11¹/₂"x12"
G3SE08MO Pietra Pece Mosaic HSE 8

PEZZI SPECIALI • SPECIAL PIECES • FORMTEILE • PIÈCES SPÉCIALES



7,5x60 . 3"x24"
BATTISCOPA
G0SE08R60 HSE 8 Rett.



7x120 . 2³/₄"x48"
BATTISCOPA
G0SE08R12 HSE 8 Rett.



33x60 . 13"x24"
GRADONE LINEARE
G3SE08RG HSE 8 Rett.



33x120 . 13"x48"
GRADONE LINEARE
G3SE08RG12 HSE 8 Rett.



33x33 . 13"x13"
GRADONE ANGOLARE
G3SE08RGD HSE 8 (R-DX) Rett.
G3SE08RGS HSE 8 (L-SX) Rett.



33x120 . 13"x48"
GRADONE ANGOLARE
G3SE08RGD12 HSE 8 (R-DX) Rett.
G3SE08RGS12 HSE 8 (L-SX) Rett.

EFFETTO PIETRA

STONE EFFECT / NATURSTEIN-FARBEN / EFFET PIERRE

- 62 Premiere_HPM
- 84 Boutique_HBO
- 118 Wild_HWD
- 136 Lavaredo_HLA
- 156 Stelvio_HSV
- 164 Gardena_HGR
- 174 Climb_HCL
- 184 Nat_HNT
- 192 Rockstar_HRT

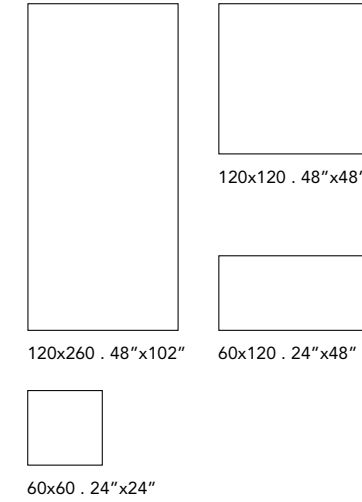


Premiere

120x260 120x120 60x120 60x60

[INDEX](#) [TECHNICAL CHARACTERISTICS](#) [CATALOGUE](#)

HPM



Gres porcellanato a tutta massa
Through-body porcelain tile
Durchgefärbtes Feinsteinzeug
Le grès cérame pleine masse
Gruppo Bla UNI EN 14411_G

LOW
HPM 20

MODERATE
HPM 10 - HPM 1
HPM 2 - HPM 3

6,5 mm* (120x260)
8,5 mm

UN EN ISO 10545.12:
RESISTANT

UNI EN ISO 10545.13: GA
UNI EN ISO 10545.14: 5

EN 16165
Annex B: **R9**
EN 16165
Annex A: **B**
ANSI A326.3:2022
(DCOF): ≥0,42
BCRA: >0,40
(Except for Shine)

Shine



HPM 10 Paonazzo



HPM 20 Onice Bianco



HPM 1 Paradise



HPM 2 Onice Azzurro



HPM 3 Amazzonite

Sizes		Pieces	Mq.	Kg.	Tare Size	Dimension
120x260*	cassa light	11	34,32	616,50	45	284x135xh.21
120x260*	cassa	22	68,64	1233,00	86	284x135xh.34
120x260*	cavalletto light	22	68,64	1278,00	131	270x75xh.161
120x260*	cavalletto heavy	44	137,28	2425,00	131	270x75xh.161

Sizes		Pieces	Mq.	Kg.	Boxes	Mq.	Kg.
120x120	(Pallet 122x122 cm)	1	1,44	28,30	38	54,72	1105,25
60x120		2	1,44	28,30	32	46,08	925,47
60x60		4	1,44	25,00	40	57,60	1020,00
23x32	papillon	6	0,48	-	-	-	-
7x120	battiscopa	6	7,20 ml.	-	-	-	-
33x120	gradone lineare	2	-	-	-	-	-
33x120	gradone angolare	2	-	-	-	-	-
1x1x120	coprispigo	6	7,20 ml.	-	-	-	-

Stone Effect

Premiere

120x260 120x120 60x120 60x60

Stone Effect



Stone Effect

Premiere

120x260 120x120 60x120 60x60

Stone Effect



Stone Effect

Premiere

120x260 120x120 60x120 60x60

Stone Effect



Rivestimento/Wall: HPM 20 Shine Rett. - Papillon Onice Shine | Pavimento/Floor: HPM 20 Rett. - Nabi NB 9 Rett.



Rivestimento/Wall: Papillon Onice Shine

Stone Effect

Premiere

120x260 120x120 60x120 60x60

Stone Effect



Rivestimento/Wall: HPM 1 Shine Rett. - Progetto 1962 PO 22 / Topazio Brick | Pavimento/Floor: HPM 1 Shine Rett. | Cucina/Kitchen: HPM 1 Shine Rett.



Rivestimento/Wall: HPM 2 Shine Rett. - Progetto 1962 PO 10 / Talco Brick | Pavimento/Floor: HPM 2 Shine Rett.

Stone Effect

Premiere

120x260 120x120 60x120 60x60

Stone Effect



Stone Effect

Paonazzo

Stone Effect



120x260 . 48"x102"
LZPM10R HPM 10 Rett.*
LZPM10S HPM 10 Shine Rett.*



60x60 . 24"x24"
G9PM10R HPM 10 Rett.
G9PM10S HPM 10 Shine Rett.



120x120 . 48"x48"
GRPM10R HPM 10 Rett.
GRPM10S HPM 10 Shine Rett.



60x120 . 24"x48"
GCPM10R HPM 10 Rett.
GCPM10S HPM 10 Shine Rett.



23x32 . 9"x12 1/2"
G3PM10MO Papillon Paonazzo Shine

Stone Effect

PEZZI SPECIALI • SPECIAL PIECES • FORMTEILE • PIÈCES SPÉCIALES



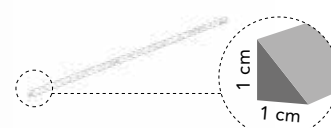
7x120 . 2 3/4"x48"
 BATTISCOPIA
G0PM10R12 HPM 10 Rett.
G0PM10S12 HPM 10 Shine Rett.



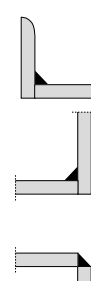
33x120 . 13"x48"
 GRADONE LINEARE
G3PM10RG HPM 10 Rett.




33x120 . 13"x48"
 GRADONE ANGOLARE
G3PM10RGD HPM 10 (R-DX) Rett.
G3PM10RGS HPM 10 (L-SX) Rett.



1x1x120 . 1 1/4"x48"
 COPRISPIGOLO
GRPM10CS HPM 10
GRPM10CSS HPM 10 Shine



GRAPHICS




4 Facce / Design 120x260 . 48"x102"


Onice Bianco




120x260 . 48"x102"
LZPM20R HPM 20 Rett.*
LZPM20S HPM 20 Shine Rett.*



60x60 . 24"x24"
G9PM20R HPM 20 Rett.
G9PM20S HPM 20 Shine Rett.



120x120 . 48"x48"
GRPM20R HPM 20 Rett.
GRPM20S HPM 20 Shine Rett.



60x120 . 24"x48"
GCPM20R HPM 20 Rett.
GCPM20S HPM 20 Shine Rett.



23x32 . 9"x12^{1/2}"
G3PM02MO Papillon Onice Shine

Stone Effect

Stone Effect

PEZZI SPECIALI • SPECIAL PIECES • FORMTEILE • PIÈCES SPÉCIALES



7x120 . 2^{3/4}"x48"
 BATTISCOPA
G0PM20R12 HPM 20 Rett.
G0PM20S12 HPM 20 Shine Rett.



33x120 . 13"x48"
 GRADONE LINEARE
G3PM20RG HPM 20 Rett.




33x120 . 13"x48"
 GRADONE ANGOLARE
G3PM20RGD HPM 20 (R-DX) Rett.
G3PM20RGS HPM 20 (L-SX) Rett.



1x1x120 . 1^{1/4}"x48"
 COPRISPIGOLO
GRPM20CS HPM 20
GRPM20CSS HPM 20 Shine



GRAPHICS



4 Facce / Design 120x260 . 48"x102"

Paradise



120x260 . 48"x102"
LZPM01R HPM 1 Rett.*
LZPM01S HPM 1 Shine Rett.*



60x60 . 24"x24"
G9PM01R HPM 1 Rett.
G9PM01S HPM 1 Shine Rett.



120x120 . 48"x48"
GRPM01R HPM 1 Rett.
GRPM01S HPM 1 Shine Rett.



60x120 . 24"x48"
GCPM01R HPM 1 Rett.
GCPM01S HPM 1 Shine Rett.



23x32 . 9"x12^{1/2}"
G3PM01MO Papillon Paradise Shine

Stone Effect

Stone Effect

PEZZI SPECIALI • SPECIAL PIECES • FORMTEILE • PIÈCES SPÉCIALES



7x120 . 2^{3/4}"x48"
 BATTISCOPA
G0PM01R12 HPM 1 Rett.
G0PM01S12 HPM 1 Shine Rett.




33x120 . 13"x48"
 GRADONE LINEARE
G3PM01RG HPM 1 Rett.



33x120 . 13"x48"
 GRADONE ANGOLARE
G3PM01RGD HPM 1 (R-DX) Rett.
G3PM01RGS HPM 1 (L-SX) Rett.



1x1x120 . 1^{1/4}"x48"
 COPRISPIGOLO
GRPM01CS HPM 1
GRPM01CSS HPM 1 Shine




GRAPHICS



4 Facce / Design 120x260 . 48"x102"

Onice Azzurro


Stone Effect



120x260 . 48"x102"
LZPM02R HPM 2 Rett.*
LZPM02S HPM 2 Shine Rett.*



60x60 . 24"x24"
G9PM02R HPM 2 Rett.
G9PM02S HPM 2 Shine Rett.



120x120 . 48"x48"
GRPM02R HPM 2 Rett.
GRPM02S HPM 2 Shine Rett.



60x120 . 24"x48"
GCPM02R HPM 2 Rett.
GCPM02S HPM 2 Shine Rett.



23x32 . 9"x12^{1/2}"
G3PM02MO Papillon Onice Shine

Stone Effect

PEZZI SPECIALI • SPECIAL PIECES • FORMTEILE • PIÈCES SPÉCIALES



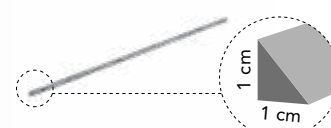
7x120 . 2^{3/4}"x48"
BATTISCOPA
G0PM02R12 HPM 2 Rett.
G0PM02S12 HPM 2 Shine Rett.



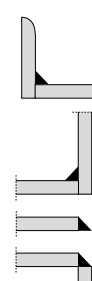
33x120 . 13"x48"
GRADONE LINEARE
G3PM02RG HPM 2 Rett.




33x120 . 13"x48"
GRADONE ANGOLARE
G3PM02RGD HPM 2 (R-DX) Rett.
G3PM02RGS HPM 2 (L-SX) Rett.



1x1x120 . 1^{1/4}"x48"
COPRISPIGOLO
GRPM02CS HPM 2
GRPM02CSS HPM 2 Shine




GRAPHICS



4 Facce / Design 120x260 . 48"x102"

Amazzonite

Stone Effect



120x260 . 48"x102"
LZPM03R HPM 3 Rett.*
LZPM03S HPM 3 Shine Rett.*



60x60 . 24"x24"
G9PM03R HPM 3 Rett.
G9PM03S HPM 3 Shine Rett.



120x120 . 48"x48"
GRPM03R HPM 3 Rett.
GRPM03S HPM 3 Shine Rett.



60x120 . 24"x48"
GCPM03R HPM 3 Rett.
GCPM03S HPM 3 Shine Rett.



23x32 . 9"x12^{1/2}"
G3PM01MO Papillon Paradise Shine

Stone Effect

PEZZI SPECIALI • SPECIAL PIECES • FORMTEILE • PIÈCES SPÉCIALES




7x120 . 2^{3/4}"x48"
 BATTISCOPIA
G0PM03R12 HPM 3 Rett.
G0PM03S12 HPM 3 Shine Rett.



33x120 . 13"x48"
 GRADONE LINEARE
G3PM03RG HPM 3 Rett.




33x120 . 13"x48"
 GRADONE ANGOLARE
G3PM03RGD HPM 3 (R-DX) Rett.
G3PM03RGS HPM 3 (L-SX) Rett.



1x1x120 . 1^{1/4}"x48"
 COPRISPIGOLO
GRPM03CS HPM 3
GRPM03CSS HPM 3 Shine



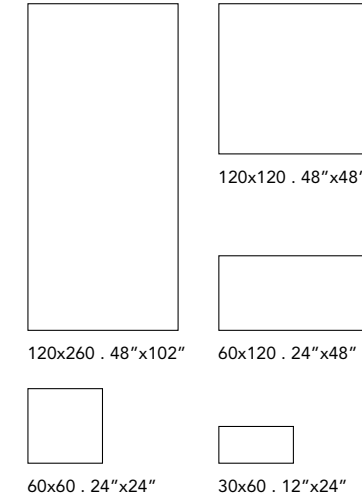
GRAPHICS



4 Facce / Design 120x260 . 48"x102"


Boutique

120x260 120x120 60x120 60x60 30x60



Gres porcellanato a tutta massa
 Through-body porcelain tile
 Durchgefärbtes feinsteinzeug
 Le grès cérame pleine masse
 Gruppo Bla UNI EN 14411_G

- HIGH**
MODERATE
- 6,5 mm* (120x260)
8,5 mm
20 mm
- UN EN ISO 10545.12:
RESISTANT
- UNI EN ISO 10545.13: **GA**
UNI EN ISO 10545.14: **5**
- DIN 51130: **R9**
DIN 51097: **B**
ANSI A326.3: 2017 Release 2019
(DCOF): **≥0,42**
BCRA: **>0,40**
(Except for Shine)
- Shine**



Sizes	Pieces	Mq.	Kg.	Tare Size	Dimension
120x260* cassa light	11	34,32	616,50	45	284x135xh.21
120x260* cassa	22	68,64	1233,00	86	284x135xh.34
120x260* cavalletto light	22	68,64	1278,00	131	270x75xh.161
120x260* cavalletto heavy	44	137,28	2425,00	131	270x75xh.161

Sizes	Pieces	Mq.	Kg.	Boxes	Mq.	Kg.
120x120 (Pallet 122x122 cm)	1	1,44	28,30	38	54,72	1105,25
60x120	2	1,44	28,30	32	46,08	925,47
60x60	4	1,44	25,00	40	57,60	1020,00
30x60	7	1,26	24,76	40	50,40	1010,36
30x30 mosaico	6	0,54	-	-	-	-
30x30 intreccio shine	6	0,54	-	-	-	-
27x41 chevron	4	0,448	-	-	-	-
60x120 geometria	1	-	-	-	-	-
60x120 felci P2	1 set (2 pc)	-	-	-	-	-
7x120 battiscopa	6	7,20 ml.	-	-	-	-
33x120 gradone lineare	2	-	-	-	-	-
33x120 gradone angolare	2	-	-	-	-	-
1x1x120 coprispigolo	6	7,20 ml.	-	-	-	-

Stone Effect



Boutique

120x260 120x120 60x120 60x60 30x60

Stone Effect



Stone Effect

Boutique

120x260 120x120 60x120 60x60 30x60

Stone Effect



Stone Effect

Boutique

120x260 120x120 60x120 60x60 30x60



Stone Effect

Stone Effect

Boutique

120x260 120x120 60x120 60x60 30x60



Stone Effect

Stone Effect

Boutique

120x260 120x120 60x120 60x60 30x60



Stone Effect



Stone Effect

Boutique

120x260 120x120 60x120 60x60 30x60

Stone Effect



Stone Effect

Boutique

120x260 120x120 60x120 60x60 30x60

Stone Effect



Rivestimento/Wall: HBO 8 Shine Rett.



Rivestimento/Wall: HBO 8 Rett. | Pavimento/Floor: HBO 1 Shine Rett.


Stone Effect

Calacatta


Stone Effect




120x260 . 48"x102"
LZBO20R HBO 20 Rett.*
LZBO20S HBO 20 Shine Rett.*




60x60 . 24"x24"
G9BO20RJ HBO 20 Rett.
G9BO20SJ HBO 20 Shine Rett.



30x60 . 12"x24"
G8BO20RJ HBO 20 Rett.
G8BO20SJ HBO 20 Shine Rett.



120x120 . 48"x48"
GRBO20RJ HBO 20 Rett.
GRBO20SJ HBO 20 Shine Rett.



60x120 . 24"x48"
GCOBO20J HBO 20 Rett.
GCOBO20SJ HBO 20 Shine Rett.



30x30 . 12"x12"
G3BO20MO Mosaico HBO 20



30x30 . 12"x12"
G3BO20INS Intreccio Shine HBO 20

Stone Effect

PEZZI SPECIALI • SPECIAL PIECES • FORMTEILE • PIÈCES SPÉCIALES



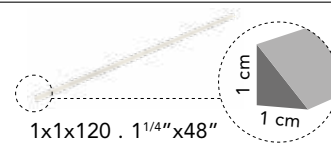
7x120 . 2³/₄"x48"
BATTISCOPA
GOBO20R12 HBO 20 Rett.
GOBO20S12 HBO 20 Shine Rett.



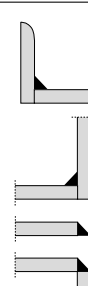
33x120 . 13"x48"
GRADONE LINEARE
G3BO20RG HBO 20 Rett.




33x120 . 13"x48"
GRADONE ANGOLARE
G3BO20RGD HBO 20 (R-DX) Rett.
G3BO20RGS HBO 20 (L-SX) Rett.



1x1x120 . 1¹/₄"x48"
COPRISPIGOLO
GRBO20CS HBO 20
GRBO20CSS HBO 20 Shine



GRAPHICS




6 Facce / Design 120x260 . 48"x102"

Calacatta Oro

Stone Effect




120x260 . 48"x102"
LZBO07R HBO 7 Rett.*
LZBO07S HBO 7 Shine Rett.*



60x60 . 24"x24"
G9BO07RJ HBO 7 Rett.
G9BO07SJ HBO 7 Shine Rett.



30x60 . 12"x24"
G8BO07RJ HBO 7 Rett.
G8BO07SJ HBO 7 Shine Rett.



120x120 . 48"x48"
GRBO07RJ HBO 7 Rett.
GRBO07SJ HBO 7 Shine Rett.

PEZZI SPECIALI • SPECIAL PIECES • FORMTEILE • PIÈCES SPÉCIALES



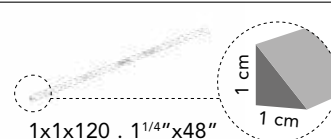
7x120 . 2³/₄"x48"
BATTISCOPA
G0BO07R12 HBO 7 Rett.
G0BO07S12 HBO 7 Shine Rett.




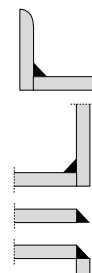
33x120 . 13"x48"
GRADONE LINEARE
G3BO07RG HBO 7 Rett.



33x120 . 13"x48"
GRADONE ANGOLARE
G3BO07RGD HBO 7 (R-DX) Rett.
G3BO07RGS HBO 7 (L-SX) Rett.



1x1x120 . 1¹/₄"x48"
COPRISPIGOLO
GRBO07CS HBO 7
GRBO07CSS HBO 7 Shine



60x120 . 24"x48"
GCBO07RJ HBO 7 Rett.
GCBO07SJ HBO 7 Shine Rett.



60x120 . 24"x48"
GCBO07GES Geometria HBO 7 Shine Rett.



60x120 . 24"x48"
GCBO07FE2 Felci P2 HBO 7 Shine Rett.



30x30 . 12"x12"
G3BO07INS Intreccio Shine HBO 7



27x41 . 10⁵/₈"x16¹/₈"
G3BO07MUS Muretto Chevron HBO 7 Shine


Il decoro è stato realizzato con oro giallo e materie metallizzate pertanto il fondo decorato può essere posato solo a parete. Il decoro non è resistente all'usura da sfregamento sia in fase di posa che post posa. Per la pulizia quotidiana si consiglia di utilizzare un panno umido impregnato di acqua o prodotti neutri.

The decoration was created with yellow gold and metallised materials and therefore the decorated background tiles can only be laid on walls. The decoration is not resistant to rubbing wear either during installation or post installation. For daily cleaning, it is advisable to use a wet cloth soaked in water or neutral detergents.

Das Dekor wurde mit Gelbgold und metallisierten Materialien hergestellt, deshalb kann die dekorierte Bodenfliese nur an der Wand verlegt werden. Das Dekor ist sowohl bei der Verlegung als danach gegen Scheuern nicht abnutzungsbeständig. Zur täglichen Reinigung wird geraten, ein feuchtes, mit Wasser oder neutralen Reinigungsmitteln imprägniertes Tuch zu verwenden.

Le décor a été réalisé avec de l'or jaune et des matières métallisées; par conséquent, le fond décoré ne peut être posé que sur le mur. Le décor n'est pas résistant à l'usure par frottement pendant et après la pose. Pour le nettoyage quotidien, nous recommandons d'utiliser un chiffon humide imprégné d'eau ou de produits neutres.

GRAPHICS



5 Facce / Design 120x260 . 48"x102"

Stone Effect



Zebrino



120x120 . 48"x48"
GRBO01RJ HBO 1 Rett.
GRBO01SJ HBO 1 Shine Rett.



60x120 . 24"x48"
GCBO01J HBO 1 Rett.
GCBO01SJ HBO 1 Shine Rett.



60x60 . 24"x24"
G9BO01RJ HBO 1 Rett.
G9BO01SJ HBO 1 Shine Rett.



30x60 . 12"x24"
G8BO01RJ HBO 1 Rett.
G8BO01SJ HBO 1 Shine Rett.



30x30 . 12"x12"
G3BO01MO Mosaico HBO 1



30x30 . 12"x12"
G3BO01INS Intreccio Shine HBO 1

PEZZI SPECIALI • SPECIAL PIECES • FORMTEILE • PIÈCES SPÉCIALES



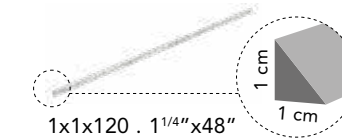
7x120 . 2³/₄"x48"
 BATTISCOPIA
G0BO01R12 HBO 1 Rett.
G0BO01S12 HBO 1 Shine Rett.



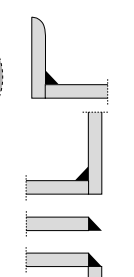
33x120 . 13"x48"
 GRADONE LINEARE
G3BO01RG HBO 1 Rett.



33x120 . 13"x48"
 GRADONE ANGOLARE
G3BO01RGD HBO 1 (R-DX) Rett.
G3BO01RGS HBO 1 (R-DX) Rett.



1x1x120 . 1¹/₄"x48"
 COPRISPIGOLO
GRBO01CS HBO 1
GRBO01CSS HBO 1 Shine



Invisible Grey


Stone Effect




120x260 . 48"x102"
LZBO10R HBO 10 Rett.*
LZBO10S HBO 10 Shine Rett.*



60x60 . 24"x24"
G9BO10RJ HBO 10 Rett.
G9BO10SJ HBO 10 Shine Rett.



30x60 . 12"x24"
G8BO10RJ HBO 10 Rett.
G8BO10SJ HBO 10 Shine Rett.



120x120 . 48"x48"
GRBO10RJ HBO 10 Rett.
GRBO10SJ HBO 10 Shine Rett.



60x120 . 24"x48"
GCOBO10J HBO 10 Rett.
GCOBO10SJ HBO 10 Shine Rett.



30x30 . 12"x12"
G3BO10MO Mosaico HBO 10



30x30 . 12"x12"
G3BO10INS Intreccio Shine HBO 10

Stone Effect

PEZZI SPECIALI • SPECIAL PIECES • FORMTEILE • PIÈCES SPÉCIALES



7x120 . 2³/₄"x48"
BATTISCOPA
G0BO10R12 HBO 10 Rett.
G0BO10S12 HBO 10 Shine Rett.



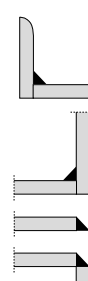
33x120 . 13"x48"
GRADONE LINEARE
G3BO10RG HBO 10 Rett.



33x120 . 13"x48"
GRADONE ANGOLARE
G3BO10RGD HBO 10 (R-DX) Rett.
G3BO10RGS HBO 10 (L-SX) Rett.



1x120 . 1¹/₄"x48"
COPRISPIGOLO
GRBO10CS HBO 10
GRBO10CSS HBO 10 Shine



GRAPHICS



5 Facce / Design 120x260 . 48"x102"

Amani

Stone Effect




120x260 . 48"x102"
LZBO05R HBO 5 Rett.*
LZBO05S HBO 5 Shine Rett.*




60x60 . 24"x24"
G9BO05RJ HBO 5 Rett.
G9BO05SJ HBO 5 Shine Rett.



30x60 . 12"x24"
G8BO05RJ HBO 5 Rett.
G8BO05SJ HBO 5 Shine Rett.



120x120 . 48"x48"
GRBO05RJ HBO 5 Rett.
GRBO05SJ HBO 5 Shine Rett.



60x120 . 24"x48"
GCB005J HBO 5 Rett.
GCB005SJ HBO 5 Shine Rett.



30x30 . 12"x12"
G3BO05MO Mosaico HBO 5



30x30 . 12"x12"
G3BO05INS Intreccio Shine HBO 5

Stone Effect

PEZZI SPECIALI • SPECIAL PIECES • FORMTEILE • PIÈCES SPÉCIALES



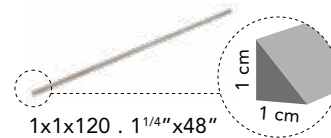
7x120 . 2³/₄"x48"
BATTISCOPA
G0BO05R12 HBO 5 Rett.
G0BO05S12 HBO 5 Shine Rett.



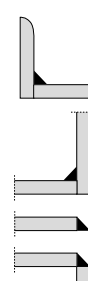
33x120 . 13"x48"
GRADONE LINEARE
G3BO05RG HBO 5 Rett.



33x120 . 13"x48"
GRADONE ANGOLARE
G3BO05RGD HBO 5 (R-DX) Rett.
G3BO05RGS HBO 5 (L-SX) Rett.



1x1x120 . 1¹/₄"x48"
COPRISPIGOLO
GRBO05CS HBO 5
GRBO05CSS HBO 5 Shine



GRAPHICS



6 Facce / Design 120x260 . 48"x102"

Silver

Stone Effect




120x260 . 48"x102"
LZBO15R HBO 15 Rett.*
LZBO15S HBO 15 Shine Rett.*



60x60 . 24"x24"
G9BO15RJ HBO 15 Rett.
G9BO15SJ HBO 15 Shine Rett.



30x60 . 12"x24"
G8BO15RJ HBO 15 Rett.
G8BO15SJ HBO 15 Shine Rett.



120x120 . 48"x48"
GRBO15RJ HBO 15 Rett.
GRBO15SJ HBO 15 Shine Rett.



60x120 . 24"x48"
GCOBO15J HBO 15 Rett.
GCOBO15SJ HBO 15 Shine Rett.



30x30 . 12"x12"
G3BO15MO Mosaico HBO 15



30x30 . 12"x12"
G3BO15INS Intreccio Shine HBO 15

Stone Effect

PEZZI SPECIALI • SPECIAL PIECES • FORMTEILE • PIÈCES SPÉCIALES



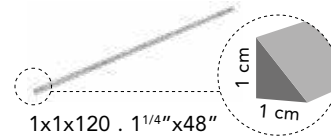
7x120 . 2³/₄"x48"
BATTISCOPIA
G0BO15R12 HBO 15 Rett.
G0BO15S12 HBO 15 Shine Rett.



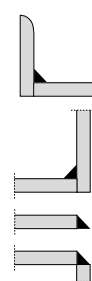
33x120 . 13"x48"
GRADONE LINEARE
G3BO15RG HBO 15 Rett.



33x120 . 13"x48"
GRADONE ANGOLARE
G3BO15RGD HBO 15 (R-DX) Rett.
G3BO15RGS HBO 15 (L-SX) Rett.



1x120 . 1¹/₄"x48"
COPRISPIGOLO
GRBO15CS HBO 15
GRBO15CSS HBO 15 Shine



GRAPHICS



6 Facce / Design 120x260 . 48"x102"

Noisette

Stone Effect




120x260 . 48"x102"
LZBO08R HBO 8 Rett.*
LZBO08S HBO 8 Shine Rett.*



60x60 . 24"x24"
G9BO08RJ HBO 8 Rett.
G9BO08SJ HBO 8 Shine Rett.




30x60 . 12"x24"
G8BO08RJ HBO 8 Rett.
G8BO08SJ HBO 8 Shine Rett.



120x120 . 48"x48"
GRBO08RJ HBO 8 Rett.
GRBO08SJ HBO 8 Shine Rett.



60x120 . 24"x48"
GCBO08J HBO 8 Rett.
GCBO08SJ HBO 8 Shine Rett.



30x30 . 12"x12"
G3BO08MO Mosaico HBO 8



30x30 . 12"x12"
G3BO08INS Intreccio Shine HBO 8

Stone Effect

PEZZI SPECIALI • SPECIAL PIECES • FORMTEILE • PIÈCES SPÉCIALES



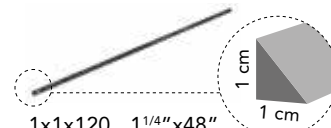
7x120 . 2³/₄"x48"
BATTISCOPIA
GOBO08R12 HBO 8 Rett.
GOBO08S12 HBO 8 Shine Rett.



33x120 . 13"x48"
GRADONE LINEARE
G3BO08RG HBO 8 Rett.




33x120 . 13"x48"
GRADONE ANGOLARE
G3BO08RGD HBO 8 (R-DX) Rett.
G3BO08RGS HBO 8 (L-SX) Rett.



1x120 . 1¹/₄"x48"
COPRISPIGOLO
GRBO08CS HBO 8
GRBO08CSS HBO 8 Shine



GRAPHICS



4 Facce / Design 120x260 . 48"x102"


Onice Fantastico



120x260 . 48"x102"
LZBO06R HBO 6 Rett.*
LZBO06S HBO 6 Shine Rett.*




120x120 . 48"x48"
GRBO06RJ HBO 6 Rett.
GRBO06SJ HBO 6 Shine Rett.



60x120 . 24"x48"
GCBO06RJ HBO 6 Rett.
GCBO06SJ HBO 6 Shine Rett.

Si consiglia la posa a parete in senso orizzontale.
 Decorative motif tiles should be installed horizontal.
 Es wird empfohlen, die Dekoration horizontal zu verlegen.
 Nous préconisons une pose à l'horizontale.



30x30 . 12"x12"
G3BO06MO Mosaico HBO 6

Stone Effect

Stone Effect

PEZZI SPECIALI • SPECIAL PIECES • FORMTEILE • PIÈCES SPÉCIALES




7x120 . 2³/₄"x48"
BATTISCOPIA
GOBO06R12 HBO 6 Rett.
GOBO06S12 HBO 6 Shine Rett.



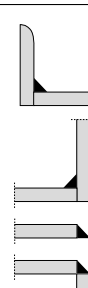
33x120 . 13"x48"
GRADONE LINEARE
G3BO06RG HBO 6 Rett.



33x120 . 13"x48"
GRADONE ANGOLARE
G3BO06RGD HBO 6 (R-DX) Rett.
G3BO06RGS HBO 6 (L-SX) Rett.



1x1x120 . 1¹/₄"x48"
COPRISPIGOLO
GRBO06CS HBO 6
GRBO06CSS HBO 6 Shine



GRAPHICS



4 Facce / Design 120x260 . 48"x102"

Bloom



Stone Effect

120x260 . 48"x102"

LZBOBLOOMS Bloom Shine Rett.*

Prodotto con 4 diverse grafiche confezionate in modo casuale. Il decoro è abbinabile ai fondi Boutique 20 – 10 – 5 – 8. Trattandosi di una decorazione artistica i colori sono soggetti a una leggera variazione cromatica. Ideale anche abbinato alla serie Timeline.

Created with 4 different randomly packaged graphics. The decoration can be combined with the 20 - 10 - 5 - 8 Boutique bases. Being an artistic decoration, the colours may present a slight chromatic variation. Also ideal combined with the Timeline series.

Hergestellt mit 4 verschiedenen Graphiken, die zufällig zusammen verpackt werden. Das Dekor passt zu den Bodenfliesen Boutique 20 – 10 – 5 – 8. Da es sich um ein künstliches Dekor handelt, unterliegen die Farben einer leichten Farbveränderung. Ideal auch in Kombination mit der Serie Timeline.

Produit avec 4 graphismes différents emballés au hasard. Le décor peut être combiné avec les fonds Boutique 20 - 10 - 5 - 8. Comme il s'agit d'un décor artistique, les couleurs sont soumises à une légère variation chromatique. Idéal également en combinaison avec la série Timeline.



120x120 . 48"x48"

GRBOBLOOMSJ Bloom Shine Rett.

Prodotto con 8 diverse grafiche confezionate in modo casuale. Il decoro è abbinabile ai fondi Boutique 20 – 10 – 5 – 8. Trattandosi di una decorazione artistica i colori sono soggetti a una leggera variazione cromatica. Ideale anche abbinato alla serie Timeline.

Created with 8 different randomly packaged graphics. The decoration can be combined with the 20 - 10 - 5 - 8 Boutique bases. Being an artistic decoration, the colours may present a slight chromatic variation. Also ideal combined with the Timeline series.

Hergestellt mit 8 verschiedenen Graphiken, die zufällig zusammen verpackt werden. Das Dekor passt zu den Bodenfliesen Boutique 20 – 10 – 5 – 8. Da es sich um ein künstliches Dekor handelt, unterliegen die Farben einer leichten Farbveränderung. Ideal auch in Kombination mit der Serie Timeline.

Produit avec 8 graphismes différents emballés au hasard. Le décor peut être combiné avec les fonds Boutique 20 - 10 - 5 - 8. Comme il s'agit d'un décor artistique, les couleurs sont soumises à une légère variation chromatique. Idéal également en combinaison avec la série Timeline.

GRAPHICS



4 Facce / Design 120x260 . 48"x102"



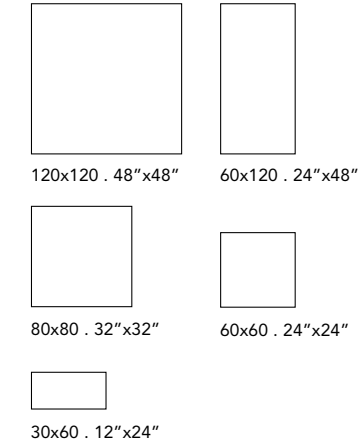
8 Facce / Design 120x120 . 48"x48"

Stone Effect

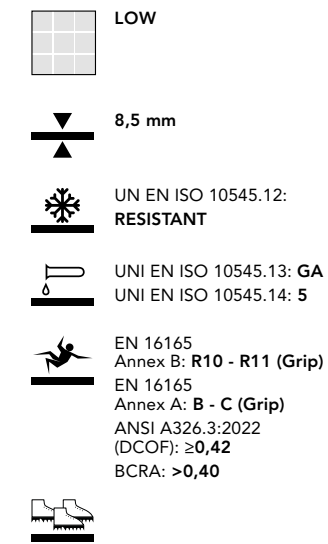


Wild

120x120 60x120 80x80 60x60 30x60



Gres porcellanato a tutta massa
Through-body porcelain tile
Durchgefärbtes Feinsteinzeug
Le grès cérame pleine masse
Gruppo Bla UNI EN 14411_G



Wild²

HWD 210 | HWD 205
HWD 211 | HWD 201
Disponibile nello Spessore 20 mm
Available in Thickness 20 mm
Erhältlich in 20 mm Staerke
Disponibile Épaisseur 20 mm
60x120 . 24"x48"



OUTDOOR COLLECTIONS
CATALOGUE 2023 Pag. 84



HWD 10 White

HWD 5 Grey



HWD 11 Greige

HWD 1 Beige

Sizes	Pieces	Mq.	Kg.	Boxes	Mq.	Kg.
120x120 (Pallet 122x122 cm)	1	1,44	28,30	38	54,72	1105,25
60x120	2	1,44	28,30	32	46,08	925,47
80x80	2	1,28	25,15	44	56,32	1126,69
60x60	4	1,44	25,00	40	57,60	1020,00
30x60	7	1,26	24,76	40	50,40	1010,36
60x120 universal	2	1,44	28,30	-	-	-
30x30 mosaico	6	0,54	-	-	-	-
30x30 stars	18	0,99	-	-	-	-
7,5x60 battiscopa	14	8,40 ml.	-	-	-	-
7x80 battiscopa	10	8,00 ml.	-	-	-	-
7x120 battiscopa	6	7,20 ml.	-	-	-	-
33x60 gradone lineare	4	-	-	-	-	-
33x120 gradone lineare	2	-	-	-	-	-
33x33 gradone angolare	2	-	-	-	-	-
33x120 gradone angolare	2	-	-	-	-	-

Wild

120x120 60x120 80x80 60x60 30x60

[< INDEX](#)

[TECHNICAL CHARACTERISTICS](#)

[CATALOGUE](#)

HWD

Stone Effect




Rivestimento/Wall: Universal HWD 10 Rett. | Pavimento/Floor: HWD 10 Rett. | DEL CONCA HOUSE: Cactus HWD 5 Rett.



Rivestimento/Wall: Universal HWD 10 Rett. | Pavimento/Floor: HWD 10 Rett.


Stone Effect

Stone Effect



Stone Effect

Stone Effect




Stone Effect

Stone Effect




Stone Effect

White



120x120 . 48"x48"
GRWD10R HWD 10 Rett.
GRWD10GRIR HWD 10 Grip Rett.



60x120 . 24"x48"
GCWD10R HWD 10 Rett.



60x120 . 24"x48"
GCWD10MO Universal HWD 10 Rett.



30x30 . 12"x12"
G3WD10MO Mosaico HWD 10



30x30 . 12"x12"
G3WD10ST Stars HWD 10*




* Si consiglia una fuga di 2 mm
 A 2 mm joint is recommended
 Es wird eine Fuge von 2 Mm empfohlen
 On conseille une pose avec un joint de 2 mm

Stone Effect


Stone Effect



80x80 . 32"x32"
GTWD10R HWD 10 Rett.



60x60 . 24"x24"
G9WD10R HWD 10 Rett.



30x60 . 12"x24"
G8WD10R HWD 10 Rett.
G8WD10GRIR HWD 10 Grip Rett.

PEZZI SPECIALI • SPECIAL PIECES • FORMTEILE • PIÈCES SPÉCIALES



7,5x60 . 3"x24"
BATTISCOPA
G0WD10R60 HWD 10 Rett.



7x80 . 2^{3/4}"x32"
BATTISCOPA
G0WD10R80 HWD 10 Rett.



7x120 . 2^{3/4}"x48"
BATTISCOPA
G0WD10R12 HWD 10 Rett.



33x60 . 13"x24"
GRADONE LINEARE
G3WD10RG HWD 10 Rett.



33x33 . 13"x13"
GRADONE ANGOLARE
G3WD10RGD HWD 10 Rett. (R-DX)
G3WD10RGS HWD 10 Rett. (L-SX)




33x120 . 13"x48"
GRADONE LINEARE
G3WD10RG12 HWD 10 Rett.



33x120 . 13"x48"
GRADONE ANGOLARE
G3WD10RGD12 HWD 10 Rett. (R-DX)
G3WD10RGS12 HWD 10 Rett. (L-SX)

Grey



120x120 . 48"x48"
GRWD05R HWD 5 Rett.
GRWD05GRIR HWD 5 Grip Rett.



60x120 . 24"x48"
GCWD05R HWD 5 Rett.



60x120 . 24"x48"
GCWD05MO Universal HWD 5 Rett.



30x30 . 12"x12"
G3WD05MO Mosaico HWD 5




30x30 . 12"x12"
G3WD05ST Stars HWD 5*




* Si consiglia una fuga di 2 mm
 A 2 mm joint is recommended
 Es wird eine Fuge von 2 Mm empfohlen
 On conseille une pose avec un joint de 2 mm

Stone Effect

Stone Effect



80x80 . 32"x32"
GTWD05R HWD 5 Rett.



60x60 . 24"x24"
G9WD05R HWD 5 Rett.



30x60 . 12"x24"
G8WD05R HWD 5 Rett.
G8WD05GRIR HWD 5 Grip Rett.

PEZZI SPECIALI • SPECIAL PIECES • FORMTEILE • PIÈCES SPÉCIALES



7,5x60 . 3"x24"
BATTISCOPIA
G0WD05R60 HWD 5 Rett.



7x80 . 2^{3/4}"x32"
BATTISCOPIA
G0WD05R80 HWD 5 Rett.



7x120 . 2^{3/4}"x48"
BATTISCOPIA
G0WD05R12 HWD 5 Rett.



33x60 . 13"x24"
GRADONE LINEARE
G3WD05RG HWD 5 Rett.



33x33 . 13"x13"
GRADONE ANGOLARE
G3WD05RGD HWD 5 Rett. (R-DX)
G3WD05RGS HWD 5 Rett. (L-SX)



33x120 . 13"x48"
GRADONE LINEARE
G3WD05RG12 HWD 5 Rett.




33x120 . 13"x48"
GRADONE ANGOLARE
G3WD05RGD12 HWD 5 Rett. (R-DX)
G3WD05RGS12 HWD 5 Rett. (L-SX)

PEZZI SPECIALI • SPECIAL PIECES • FORMTEILE • PIÈCES SPÉCIALES

Greige




120x120 . 48"x48"
GRWD11R HWD 11 Rett.
GRWD11GRIR HWD 11 Grip Rett.




60x120 . 24"x48"
GCWD11R HWD 11 Rett.




60x120 . 24"x48"
GCWD11MO Universal HWD 11 Rett.



80x80 . 32"x32"
GTWD11R HWD 11 Rett.



60x60 . 24"x24"
G9WD11R HWD 11 Rett.



30x60 . 12"x24"
G8WD11R HWD 11 Rett.
G8WD11GRIR HWD 11 Grip Rett.




30x30 . 12"x12"
G3WD11MO Mosaico HWD 11



30x30 . 12"x12"
G3WD11ST Stars HWD 11*

* Si consiglia una fuga di 2 mm
 A 2 mm joint is recommended
 Es wird eine Fuge von 2 Mm empfohlen
 On conseille une pose avec un joint de 2 mm



Stone Effect

Stone Effect

PEZZI SPECIALI • SPECIAL PIECES • FORMTEILE • PIÈCES SPÉCIALES



7,5x60 . 3"x24"
BATTISCOPA
G0WD11R60 HWD 11 Rett.



7x80 . 2^{3/4}"x32"
BATTISCOPA
G0WD11R80 HWD 11 Rett.



7x120 . 2^{3/4}"x48"
BATTISCOPA
G0WD11R12 HWD 11 Rett.



33x60 . 13"x24"
GRADONE LINEARE
G3WD11RG HWD 11 Rett.



33x33 . 13"x13"
GRADONE ANGOLARE
G3WD11RGD HWD 11 Rett. (R-DX)
G3WD11RGS HWD 11 Rett. (L-SX)




33x120 . 13"x48"
GRADONE LINEARE
G3WD11RG12 HWD 11 Rett.




33x120 . 13"x48"
GRADONE ANGOLARE
G3WD11RGD12 HWD 11 Rett. (R-DX)
G3WD11RGS12 HWD 11 Rett. (L-SX)


Beige




120x120 . 48"x48"
GRWD01R HWD 1 Rett.
GRWD01GRIR HWD 1 Grip Rett.




60x120 . 24"x48"
GCWD01R HWD 1 Rett.



60x120 . 24"x48"
GCWD01MO Universal HWD 1 Rett.




80x80 . 32"x32"
GTWD01R HWD 1 Rett.



60x60 . 24"x24"
G9WD01R HWD 1 Rett.



30x60 . 12"x24"
G8WD01R HWD 1 Rett.
G8WD01GRIR HWD 1 Grip Rett.



30x30 . 12"x12"
G3WD01MO Mosaico HWD 1



30x30 . 12"x12"
G3WD01ST Stars HWD 1*

* Si consiglia una fuga di 2 mm
 A 2 mm joint is recommended
 Es wird eine Fuge von 2 Mm empfohlen
 On conseille une pose avec un joint de 2 mm



Stone Effect

Stone Effect

PEZZI SPECIALI • SPECIAL PIECES • FORMTEILE • PIÈCES SPÉCIALES



7,5x60 . 3"x24"
BATTISCOPIA
G0WD01R60 HWD 1 Rett.



7x80 . 2^{3/4}"x32"
BATTISCOPIA
G0WD01R80 HWD 1 Rett.



7x120 . 2^{3/4}"x48"
BATTISCOPIA
G0WD01R12 HWD 1 Rett.



33x60 . 13"x24"
GRADONE LINEARE
G3WD01RG HWD 1 Rett.



33x33 . 13"x13"
GRADONE ANGOLARE
G3WD01RGD HWD 1 Rett. (R-DX)
G3WD01RGS HWD 1 Rett. (L-SX)



33x120 . 13"x48"
GRADONE LINEARE
G3WD01RG12 HWD 1 Rett.



33x120 . 13"x48"
GRADONE ANGOLARE
G3WD01RGD12 HWD 1 Rett. (R-DX)
G3WD01RGS12 HWD 1 Rett. (L-SX)

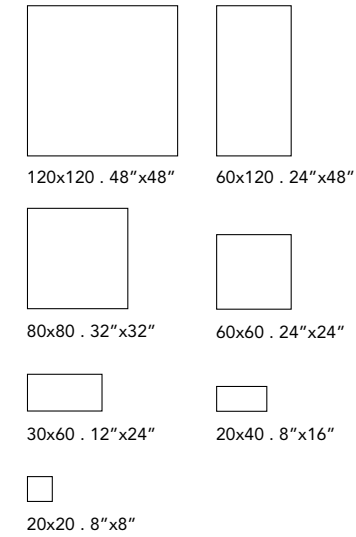


Lavaredo

[INDEX](#)
[TECHNICAL CHARACTERISTICS](#)
[VIDEO](#)
[CATALOGUE](#)

HLA

120x120 60x120 80x80 60x60 30x60 20x40 20x20



Gres porcellanato a tutta massa
 Through-body porcelain tile
 Durchgefärbtes Feinsteinzeug
 Le grès cérame pleine masse
 Gruppo Bla UNI EN 14411_G

- MODERATE
- HIGH (HLA 3)
- 8,5 mm
20 mm
- UN EN ISO 10545.12:
RESISTANT
- UNI EN ISO 10545.13: GA
UNI EN ISO 10545.14: 5
- DIN 51130: R10 - R11 (Grip)
DIN 51097: B - C (Grip)
ANSI A326.3: 2017 Release 2019
(DCOF): ≥0,42
BCRA: >0,40
-

Lavaredo

HLA 210 | HLA 201 | HLA 203
 HLA 205 | HLA 208
 Disponibile nello Spessore 20 mm
 Available in Thickness 20 mm
 Erhältlich in 20 mm Stärke
 Disponible en Epaisseur 20 mm
 120x120 . 48"x48"
 60x90 . 24"x36"
 60x60 . 24"x24"


OUTDOOR COLLECTIONS
 CATALOGUE 2023 Pag. 88



HLA 10 Bianco

HLA 1 Beige

HLA 3 Naturale



HLA 5 Grigio

HLA 8 Antracite

Sizes	Pieces	Mq.	Kg.	Boxes		
				Mq.	Kg.	
120x120 (Pallet 122x122 cm)	1	1,44	28,30	38	54,72	1105,25
60x120	2	1,44	28,30	32	46,08	925,47
60x120 framework	2	1,44	28,30	32	46,08	925,47
80x80	2	1,28	25,15	44	56,32	1126,69
60x60	4	1,44	25,00	40	57,60	1020,00
30x60	7	1,26	24,76	40	50,40	1010,36
20x40	15	1,20	21,12	45	54,00	970,40
20x20	29	1,16	20,04	45	52,20	940,00
30x30 mosaico	6	0,54	-	-	-	-
30x60 stonemix	4	0,72	-	-	-	-
7,5x60 battiscopa	14	8,40 ml.	-	-	-	-
7x80 battiscopa	10	8,00 ml.	-	-	-	-
7x120 battiscopa	6	7,20 ml.	-	-	-	-
10x40 battiscopa	20	8,00 ml.	-	-	-	-
16,5x30 elemento a L monolitico	8	2,40 ml.	-	-	-	-
33x60 gradone lineare	4	-	-	-	-	-
33x120 gradone lineare	2	-	-	-	-	-
33x33 gradone angolare	2	-	-	-	-	-
33x120 gradone angolare	2	-	-	-	-	-

Stone Effect

Lavaredo

120x120 60x120 80x80 60x60 30x60 20x40 20x20

Stone Effect



Stone Effect

Lavaredo

120x120 60x120 80x80 60x60 30x60 20x40 20x20

Stone Effect



Stone Effect

Pavimento/Floor: HLA 10 Rett. Louvre layout

Lavaredo

120x120 60x120 80x80 60x60 30x60 20x40 20x20

Stone Effect




Stone Effect

Bianco



120x120 . 48"x48"
GRLA10R HLA 10 Rett.



60x120 . 24"x48"
GCLA10R HLA 10 Rett.
GCLA10GRIR HLA 10 Grip Rett.



60x120 . 24"x48"
GCLA10FWR Framework HLA 10 Rett.




20x40 . 8"x16"
GGLA10GRI HLA 10 Grip



20x20 . 8"x8"
GFLA10GRI HLA 10 Grip



30x30 . 12"x12"
G3LA10MO Mosaico HLA 10




30x60 . 12"x24"
G8LA10MUS Stonemix HLA 10




Stone Effect


Stone Effect



80x80 . 32"x32"
GTLA10R HLA 10 Rett.



60x60 . 24"x24"
G9LA10R HLA 10 Rett.



30x60 . 12"x24"
G8LA10R HLA 10 Rett.

PEZZI SPECIALI • SPECIAL PIECES • FORMTEILE • PIÈCES SPÉCIALES



7,5x60 . 3"x24"
BATTISCOPA
GOLA10R60 HLA 10 Rett.



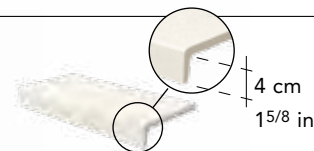
7x80 . 2³/₄"x32"
BATTISCOPA
GOLA10R80 HLA 10 Rett.



7x120 . 2³/₄"x48"
BATTISCOPA
GOLA10R12 HLA 10 Rett.



10x40 . 4"x16"
BATTISCOPA
GOLA10B40 HLA 10



16,5x30 . 6¹/₂"x12"
ELEMENTO A L MONOLITICO
G3LA10ELM HLA 10

PEZZI SPECIALI • SPECIAL PIECES • FORMTEILE • PIÈCES SPÉCIALES



33x60 . 13"x24"
GRADONE LINEARE
G3LA10RG60 HLA 10 Rett.



33x33 . 13"x13"
GRADONE ANGOLARE
G3LA10RGA HLA 10 Rett.



33x120 . 13"x48"
GRADONE LINEARE
G3LA10RG12 HLA 10 Rett.




33x120 . 13"x48"
GRADONE ANGOLARE
G3LA10RGD12 HLA 10 Rett. (R-DX)
G3LA10RGS12 HLA 10 Rett. (L-SX)


Beige



120x120 . 48"x48"
GRLA01R HLA 1 Rett.



60x120 . 24"x48"
GCLA01R HLA 1 Rett.
GCLA01GRIR HLA 1 Grip Rett.



60x120 . 24"x48"
GCLA01FWR Framework HLA 1 Rett.



20x40 . 8"x16"
GGLA01GRI HLA 1 Grip



20x20 . 8"x8"
GFLA01GRI HLA 1 Grip



30x30 . 12"x12"
G3LA01MO Mosaico HLA 1



30x60 . 12"x24"
G8LA01MUS Stonemix HLA 1




Stone Effect


Stone Effect



80x80 . 32"x32"
GTLA01R HLA 1 Rett.



60x60 . 24"x24"
G9LA01R HLA 1 Rett.



30x60 . 12"x24"
G8LA01R HLA 1 Rett.

PEZZI SPECIALI • SPECIAL PIECES • FORMTEILE • PIÈCES SPÉCIALES



7,5x60 . 3"x24"
BATTISCOPA
GOLA01R60 HLA 1 Rett.



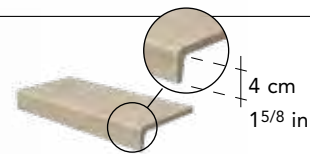
7x80 . 2³/₄"x32"
BATTISCOPA
GOLA01R80 HLA 1 Rett.



7x120 . 2³/₄"x48"
BATTISCOPA
GOLA01R12 HLA 1 Rett.



10x40 . 4"x16"
BATTISCOPA
GOLA01B40 HLA 1



16,5x30 . 6¹/₂"x12"
ELEMENTO A L MONOLITICO
G3LA01ELM HLA 1



33x60 . 13"x24"
GRADONE LINEARE
G3LA01RG60 HLA 1 Rett.



33x33 . 13"x13"
GRADONE ANGOLARE
G3LA01RGA HLA 1 Rett.



33x120 . 13"x48"
GRADONE LINEARE
G3LA01RG12 HLA 1 Rett.




33x120 . 13"x48"
GRADONE ANGOLARE
G3LA01RGD12 HLA 1 Rett. (R-DX)
G3LA01RGS12 HLA 1 Rett. (L-SX)

PEZZI SPECIALI • SPECIAL PIECES • FORMTEILE • PIÈCES SPÉCIALES


Naturale



120x120 . 48"x48"
GRLA03R HLA 3 Rett.



60x120 . 24"x48"
GCLA03R HLA 3 Rett.
GCLA03GRIR HLA 3 Grip Rett.




60x120 . 24"x48"
GCLA03FWR Framework HLA 3 Rett.




20x40 . 8"x16"
GGLA03GRI HLA 3 Grip




20x20 . 8"x8"
GFLA03GRI HLA 3 Grip



30x30 . 12"x12"
G3LA03MO Mosaico HLA 3




30x60 . 12"x24"
G8LA03MUS Stonemix HLA 3




Stone Effect

Stone Effect



80x80 . 32"x32"
GTLA03R HLA 3 Rett.



60x60 . 24"x24"
G9LA03R HLA 3 Rett.



30x60 . 12"x24"
G8LA03R HLA 3 Rett.

PEZZI SPECIALI • SPECIAL PIECES • FORMTEILE • PIÈCES SPÉCIALES



7,5x60 . 3"x24"
BATTISCOPA
GOLA03R60 HLA 3 Rett.




7x80 . 2³/₄"x32"
BATTISCOPA
GOLA03R80 HLA 3 Rett.



7x120 . 2³/₄"x48"
BATTISCOPA
GOLA03R12 HLA 3 Rett.



10x40 . 4"x16"
BATTISCOPA
GOLA03B40 HLA 3



16,5x30 . 6¹/₂"x12"
ELEMENTO A L MONOLITICO
G3LA03ELM HLA 3



33x60 . 13"x24"
GRADONE LINEARE
G3LA03RG60 HLA 3 Rett.



33x33 . 13"x13"
GRADONE ANGOLARE
G3LA03RGA HLA 3 Rett.



33x120 . 13"x48"
GRADONE LINEARE
G3LA03RG12 HLA 3 Rett.



33x120 . 13"x48"
GRADONE ANGOLARE
G3LA03RGD12 HLA 3 Rett. (R-DX)
G3LA03RGS12 HLA 3 Rett. (L-SX)

PEZZI SPECIALI • SPECIAL PIECES • FORMTEILE • PIÈCES SPÉCIALES

Grigio



120x120 . 48"x48"
GRLA05R HLA 5 Rett.



60x120 . 24"x48"
GCLA05R HLA 5 Rett.
GCLA05GRIR HLA 5 Grip Rett.



60x120 . 24"x48"
GCLA05FWR Framework HLA 5 Rett.




20x40 . 8"x16"
GGLA05GRI HLA 5 Grip



20x20 . 8"x8"
GFLA05GRI HLA 5 Grip



30x30 . 12"x12"
G3LA05MO Mosaico HLA 5



30x60 . 12"x24"
G8LA05MUS Stonemix HLA 5



Stone Effect

Stone Effect



80x80 . 32"x32"
GTLA05R HLA 5 Rett.



60x60 . 24"x24"
G9LA05R HLA 5 Rett.



30x60 . 12"x24"
G8LA05R HLA 5 Rett.

PEZZI SPECIALI • SPECIAL PIECES • FORMTEILE • PIÈCES SPÉCIALES



7,5x60 . 3"x24"
BATTISCOPA
GOLA05R60 HLA 5 Rett.



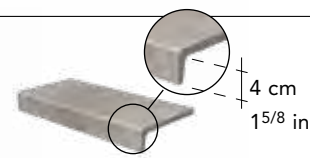
7x80 . 2³/₄"x32"
BATTISCOPA
GOLA05R80 HLA 5 Rett.



7x120 . 2³/₄"x48"
BATTISCOPA
GOLA05R12 HLA 5 Rett.



10x40 . 4"x16"
BATTISCOPA
GOLA05B40 HLA 5



16,5x30 . 6¹/₂"x12"
ELEMENTO A L MONOLITICO
G3LA05ELM HLA 5



33x60 . 13"x24"
GRADONE LINEARE
G3LA05RG60 HLA 5 Rett.



33x33 . 13"x13"
GRADONE ANGOLARE
G3LA05RGA HLA 5 Rett.



33x120 . 13"x48"
GRADONE LINEARE
G3LA05RG12 HLA 5 Rett.




33x120 . 13"x48"
GRADONE ANGOLARE
G3LA05RGD12 HLA 5 Rett. (R-DX)
G3LA05RGS12 HLA 5 Rett. (L-SX)

PEZZI SPECIALI • SPECIAL PIECES • FORMTEILE • PIÈCES SPÉCIALES

Antracite



120x120 . 48"x48"
GRLA08R HLA 8 Rett.




60x120 . 24"x48"
GCLA08R HLA 8 Rett.
GCLA08GRIR HLA 8 Grip Rett.




60x120 . 24"x48"
GCLA08FWR Framework HLA 8 Rett.



20x40 . 8"x16"
GGLA08GRI HLA 8 Grip



20x20 . 8"x8"
GFLA08GRI HLA 8 Grip



30x30 . 12"x12"
G3LA08MO Mosaico HLA 8



30x60 . 12"x24"
G8LA08MUS Stonemix HLA 8



Stone Effect

Stone Effect



80x80 . 32"x32"
GTLA08R HLA 8 Rett.



60x60 . 24"x24"
G9LA08R HLA 8 Rett.



30x60 . 12"x24"
G8LA08R HLA 8 Rett.

PEZZI SPECIALI • SPECIAL PIECES • FORMTEILE • PIÈCES SPÉCIALES



7,5x60 . 3"x24"
BATTISCOPA
GOLA08R60 HLA 8 Rett.



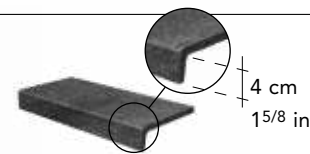
7x80 . 2³/₄"x32"
BATTISCOPA
GOLA08R80 HLA 8 Rett.



7x120 . 2³/₄"x48"
BATTISCOPA
GOLA08R12 HLA 8 Rett.



10x40 . 4"x16"
BATTISCOPA
GOLA08B40 HLA 8



16,5x30 . 6¹/₂"x12"
ELEMENTO A L MONOLITICO
G3LA08ELM HLA 8

4 cm
1⁵/₈ in



33x60 . 13"x24"
GRADONE LINEARE
G3LA08RG60 HLA 8 Rett.



33x33 . 13"x13"
GRADONE ANGOLARE
G3LA08RGA HLA 8 Rett.



33x120 . 13"x48"
GRADONE LINEARE
G3LA08RG12 HLA 8 Rett.



33x120 . 13"x48"
GRADONE ANGOLARE
G3LA08RGD12 HLA 8 Rett. (R-DX)
G3LA08RGS12 HLA 8 Rett. (L-SX)

PEZZI SPECIALI • SPECIAL PIECES • FORMTEILE • PIÈCES SPÉCIALES

Montaggio Modulare

Modular Pattern Installation | Modulare Montage | Pose Modulaire



Pavimento/Floor: HLA 1 Rett. Louvre layout

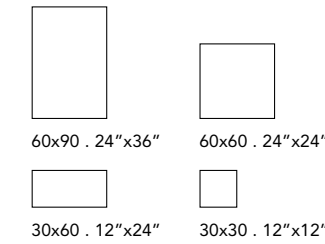
Schema di posa Louvre

Louvre layout | Louvre Verlegelösungen | Plan de pose Louvre

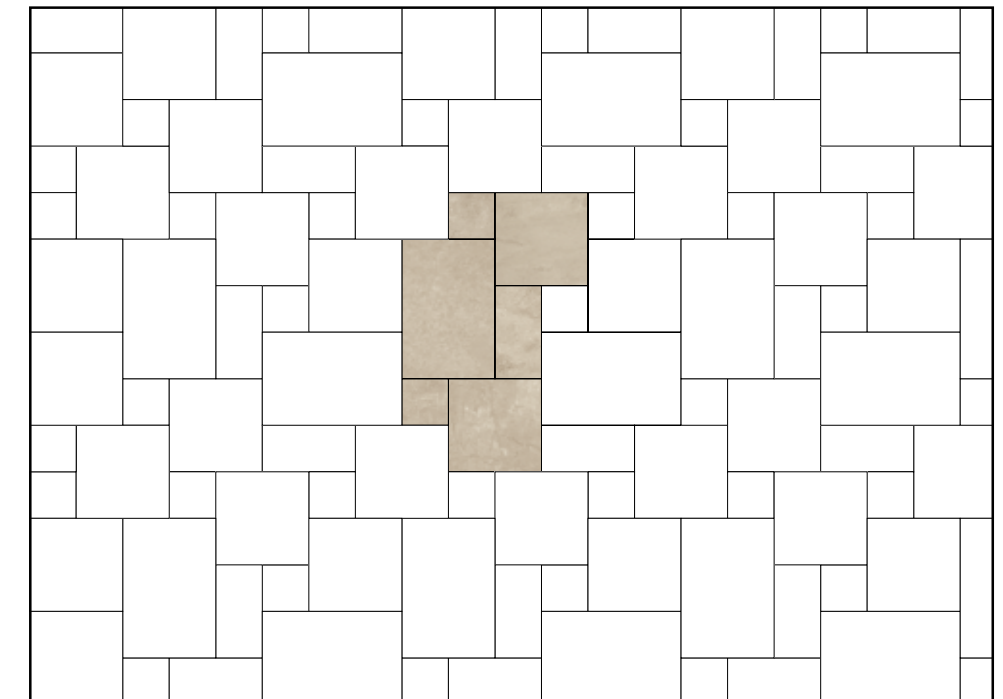
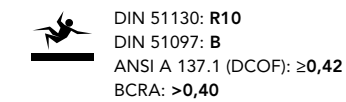
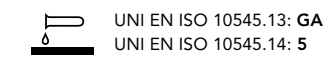
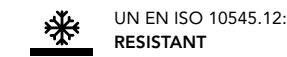

[VIDEO](#) [CATALOGUE](#)

HLA


[INDEX](#) [TECHNICAL CHARACTERISTICS](#)



Gres porcellanato a tutta massa
Through-body porcelain tile
Durchgefärbtes Feinsteinzeug
Le grès cérame pleine masse
Gruppo Bla UNI EN 14411_G



	60x90 24"x36"	60x60 24"x24"	30x60 12"x24"	30x30 12"x12"		Pieces	Mq.	Kg.	Boxes	Mq.	Kg.
	1 PC	2 PC	1 PC	2 PC		1 (60x90) 2 (60x60) 1 (30x60) 2 (30x30)	1,62	29,00	20	32,40	600,00



MSLA10LVR
HLA 10 Rett.

MSLA01LVR
HLA 1 Rett.

MSLA03LVR
HLA 3 Rett.

MSLA05LVR
HLA 5 Rett.

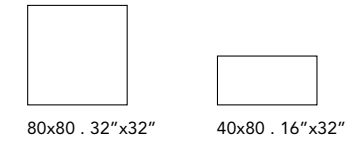
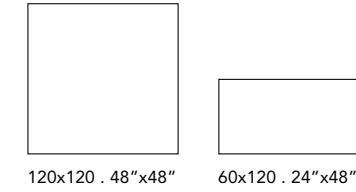
MSLA08LVR
HLA 8 Rett.

Questi articoli sono forniti già pronti per un montaggio modulare. La posa è modulare con fuga 2 mm. Gli articoli sono venduti a scatola intera.
These items are supplied ready for installation in a modular pattern. It is a modular layout with a 2 mm joint. The articles are sold in full boxes.
Diese Artikel werden bereits für eine modulare Montage bereit geliefert. Verlegungsmodul mit 2 mm fugen. Die Artikel werden in Vollen Kartons verkauft.
Ces articles sont fournis déjà prêts pour un montage modulaire. La pose est modulaire avec un joint de 2 mm. Les articles sont vendus par boites complètes.

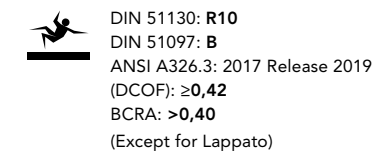
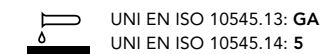
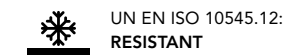
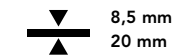



Stelvio

120x120 60x120 80x80 40x80



Gres porcellanato a tutta massa
Through-body porcelain tile
Durchgefärbtes Feinsteinzeug
Le grès cérame pleine masse
Gruppo Bla UNI EN 14411_G



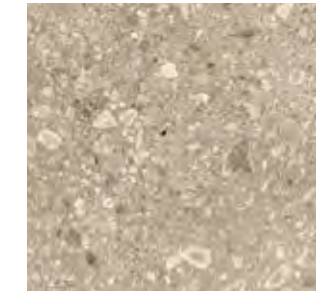
Lappato



HSV 10 Bianco



HSV 5 Grigio



HSV 9 Noce

Sizes	Pieces					
		Mq.	Kg.	Boxes	Mq.	Kg.
120x120 (Pallet 122x122 cm)	1	1,44	28,30	38	54,72	1105,25
60x120	2	1,44	28,30	32	46,08	925,47
80x80	2	1,28	25,15	44	56,32	1126,69
40x80	3	0,96	18,86	28	26,88	548,19
30x30 mosaico	6	0,54	-	-	-	-
30x30 muretto lappato	6	0,54	-	-	-	-
7x80 battiscopa	14	11,20 ml.	-	-	-	-
7,5x120 battiscopa	6	7,20 ml.	-	-	-	-
33x120 gradone lineare	2	-	-	-	-	-
33x33 gradone angolare	2	-	-	-	-	-

Stone Effect



Stone Effect



Stone Effect

Bianco



120x120 . 48"x48"
GRSV10RJ HSV 10 Rett.
GRSV10LAPJ HSV 10 Lapp. Rett.



80x80 . 32"x32"
GTSV10RJ HSV 10 Rett.
GTSV10LAPJ HSV 10 Lapp. Rett.



40x80 . 16"x32"
GOSV10RJ HSV 10 Rett.
GOSV10LAPJ HSV 10 Lapp. Rett.



60x120 . 24"x48"
GCSV10RJ HSV 10 Rett.
GCSV10LAPJ HSV 10 Lapp. Rett.



30x30 . 12"x12"
G3SV10MO
 Mosaico HSV 10



30x30 . 12"x12"
G3SV10MUL
 Muretto Lappato HSV 10

Stone Effect

PEZZI SPECIALI • SPECIAL PIECES • FORMTEILE • PIÈCES SPÉCIALES



7x80 . 2³/₄"x32"
BATTISCOPIA
G0SV10R80 HSV 10 Rett.
G0SV10L80 HSV 10 Lapp. Rett.



7,5x120 . 3"x48"
BATTISCOPIA
G0SV10R12 HSV 10 Rett.
G0SV10L12 HSV 10 Lapp. Rett.



33x120 . 13"x48"
GRADONE LINEARE
G3SV10RG HSV 10 Rett.




33x120 . 13"x48"
GRADONE ANGOLARE
G3SV10RGD HSV 10 Rett. (R-DX)
G3SV10RGS HSV 10 Rett. (L-SX)

Grigio



120x120 . 48"x48"
GRSV05RJ HSV 5 Rett.
GRSV05LAPJ HSV 5 Lapp. Rett.



80x80 . 32"x32"
GTSV05RJ HSV 5 Rett.
GTSV05LAPJ HSV 5 Lapp. Rett.



40x80 . 16"x32"
GOSV05RJ HSV 5 Rett.
GOSV05LAPJ HSV 5 Lapp. Rett.



60x120 . 24"x48"
GCSV05RJ HSV 5 Rett.
GCSV05LAPJ HSV 5 Lapp. Rett.



30x30 . 12"x12"
G3SV05MO
 Mosaico HSV 5



30x30 . 12"x12"
G3SV05MUL
 Muretto Lappato HSV 5

PEZZI SPECIALI • SPECIAL PIECES • FORMTEILE • PIÈCES SPÉCIALES



7x80 . 2³/₄"x32"
BATTISCOPIA
G0SV05R80 HSV 5 Rett.
G0SV05L80 HSV 5 Lapp. Rett.



7,5x120 . 3"x48"
BATTISCOPIA
G0SV05R12 HSV 5 Rett.
G0SV05L12 HSV 5 Lapp. Rett.




33x120 . 13"x48"
GRADONE LINEARE
G3SV05RG HSV 5 Rett.




33x120 . 13"x48"
GRADONE ANGOLARE
G3SV05RGD HSV 5 Rett. (R-DX)
G3SV05RGS HSV 5 Rett. (L-SX)

Noce



120x120 . 48"x48"
GRSV09RJ HSV 9 Rett.
GRSV09LAPJ HSV 9 Lapp. Rett.



80x80 . 32"x32"
GTSV09RJ HSV 9 Rett.
GTSV09LAPJ HSV 9 Lapp. Rett.



40x80 . 16"x32"
GOSV09RJ HSV 9 Rett.
GOSV09LAPJ HSV 9 Lapp. Rett.



60x120 . 24"x48"
GCSV09RJ HSV 9 Rett.
GCSV09LAPJ HSV 9 Lapp. Rett.



30x30 . 12"x12"
G3SV09MO
 Mosaico HSV 9



30x30 . 12"x12"
G3SV09MUL
 Muretto Lappato HSV 9

PEZZI SPECIALI • SPECIAL PIECES • FORMTEILE • PIÈCES SPÉCIALES



7x80 . 2³/₄"x32"
BATTISCOPIA
G0SV09R80 HSV 9 Rett.
G0SV09L80 HSV 9 Lapp. Rett.



7,5x120 . 3"x48"
BATTISCOPIA
G0SV09R12 HSV 9 Rett.
G0SV09L12 HSV 9 Lapp. Rett.



33x120 . 13"x48"
GRADONE LINEARE
G3SV09RG HSV 9 Rett.



33x120 . 13"x48"
GRADONE ANGOLARE
G3SV09RGD HSV 9 Rett. (R-DX)
G3SV09RGS HSV 9 Rett. (L-SX)


Stone Effect

Stone Effect




Gardena

80x80 40x80 60x60 30x60



80x80 . 32"x32"



40x80 . 16"x32"



60x60 . 24"x24"



30x60 . 12"x24"

Gres porcellanato a tutta massa
Through-body porcelain tile
Durchgefärbtes Feinsteinzeug
Le grès cérame pleine masse
Gruppo Bla UNI EN 14411_G



MODERATE



8,5 mm




UN EN ISO 10545.12:
RESISTANT




UNI EN ISO 10545.13: **GA**
UNI EN ISO 10545.14: **5**




DIN 51130: **R9 - R12 (Grip)**
DIN 51097: **B - C (Grip)**
ANSI A326.3: 2017 Release 2019
(DCOF): **≥0,42**
BCRA: **>0,40**




HGR 10 Bianco



HGR 9 Noce



HGR 1 Beige



HGR 8 Nero

Sizes	Pieces	Mq.		Boxes	Kg.	
		Mq.	Kg.		Mq.	Kg.
80x80	2	1,28	25,15	44	56,32	1126,69
40x80	3	0,96	18,86	28	26,88	548,19
60x60	4	1,44	25,00	40	57,60	1020,00
30x60	7	1,26	24,76	40	50,40	1010,36
30x30 mosaico	6	0,54	-	-	-	-
30x60 muretto	4	0,72	-	-	-	-
7,5x60 battiscopa	14	8,40 ml.	-	-	-	-
7x80 battiscopa	10	8,00 ml.	-	-	-	-
33x60 gradone lineare	4	-	-	-	-	-
33x80 gradone lineare	2	-	-	-	-	-
33x33 gradone angolare	2	-	-	-	-	-
0,5x80 steel	6	-	-	-	-	-
1x60 listello metal	6	-	-	-	-	-
1x1 metal a	4	-	-	-	-	-

Gardena

80x80 40x80 60x60 30x60

Stone Effect



Stone Effect




Stone Effect




Stone Effect

Bianco



80x80 . 32"x32"
G0GR10R HGR 10 Rett.




40x80 . 16"x32"
G0GR10R HGR 10 Rett.

0,5x80 . 2⁷/₈"x32"
STEEL
GTBRST

1x60 . 1¹/₄"x24"
LISTELLO METAL
32KYMEL60


1x1 . 1¹/₄"x1¹/₄"
METAL A
32KYMETAL



60x60 . 24"x24"
G9GR10R HGR 10 Rett.




30x60 . 12"x24"
G8GR10R HGR 10 Rett.



30x60 . 12"x24"
G8GR10GRIR HGR 10 Grip Rett.



30x30 . 12"x12"
G3GR10MO Mosaico HGR 10



30x60 . 12"x24"
G8GR10MU Muretto HGR 10

PEZZI SPECIALI • SPECIAL PIECES • FORMTEILE • PIÈCES SPÉCIALES



7,5x60 . 3"x24"
BATTISCOPA
G0GR10R60 HGR 10 Rett.



7x80 . 2⁶/₈"x32"
BATTISCOPA
G0GR10R80 HGR 10 Rett.



33x60 . 13"x24"
GRADONE LINEARE
G3GR10RG HGR 10 Rett.




33x80 . 13"x32"
GRADONE LINEARE
G3GR10RG8 HGR 10 Rett.



33x33 . 13"x13"
GRADONE ANGOLARE
G3GR10RGA HGR 10 Rett.

Noce



80x80 . 32"x32"
G0GR09R HGR 9 Rett.




40x80 . 16"x32"
G0GR09R HGR 9 Rett.

0,5x80 . 2⁷/₈"x32"
STEEL
GTBRST

1x60 . 1¹/₄"x24"
LISTELLO METAL
32KYMEL60

1x1 . 1¹/₄"x1¹/₄"
METAL A
32KYMETAL




60x60 . 24"x24"
G9GR09R HGR 9 Rett.



30x60 . 12"x24"
G8GR09R HGR 9 Rett.



30x60 . 12"x24"
G8GR09GRIR HGR 9 Grip Rett.



30x30 . 12"x12"
G3GR09MO Mosaico HGR 9



30x60 . 12"x24"
G8GR09MU Muretto HGR 9

PEZZI SPECIALI • SPECIAL PIECES • FORMTEILE • PIÈCES SPÉCIALES



7,5x60 . 3"x24"
BATTISCOPA
G0GR09R60 HGR 9 Rett.



7x80 . 2⁶/₈"x32"
BATTISCOPA
G0GR09R80 HGR 9 Rett.



33x60 . 13"x24"
GRADONE LINEARE
G3GR09RG HGR 9 Rett.



33x80 . 13"x32"
GRADONE LINEARE
G3GR09RG8 HGR 9 Rett.




33x33 . 13"x13"
GRADONE ANGOLARE
G3GR09RGA HGR 9 Rett.


Stone Effect

Stone Effect

Beige



80x80 . 32"x32"
GTGR01R HGR 1 Rett.



40x80 . 16"x32"
G0GR01R HGR 1 Rett.


0,5x80 . 2/8"x32"
STEEL
GTBRST

1x60 . 1/4"x24"
LISTELLO METAL
32KYMEL60


1x1 . 1/4"x1/4"
METAL A
32KYMETAL




60x60 . 24"x24"
G9GR01R HGR 1 Rett.



30x60 . 12"x24"
G8GR01R HGR 1 Rett.



30x60 . 12"x24"
G8GR01GRIR HGR 1 Grip Rett.



30x30 . 12"x12"
G3GR01MO Mosaico HGR 1



30x60 . 12"x24"
G8GR01MU Muretto HGR 1

PEZZI SPECIALI • SPECIAL PIECES • FORMTEILE • PIÈCES SPÉCIALES



7,5x60 . 3"x24"
BATTISCOPA
G0GR01R60 HGR 1 Rett.



7x80 . 2/8"x32"
BATTISCOPA
G0GR01R80 HGR 1 Rett.



33x60 . 13"x24"
GRADONE LINEARE
G3GR01RG HGR 1 Rett.




33x80 . 13"x32"
GRADONE LINEARE
G3GR01RG8 HGR 1 Rett.



33x33 . 13"x13"
GRADONE ANGOLARE
G3GR01RGA HGR 1 Rett.

Nero



80x80 . 32"x32"
GTGR08R HGR 8 Rett.




40x80 . 16"x32"
G0GR08R HGR 8 Rett.

0,5x80 . 2/8"x32"
STEEL
GTBRST

1x60 . 1/4"x24"
LISTELLO METAL
32KYMEL60


1x1 . 1/4"x1/4"
METAL A
32KYMETAL




60x60 . 24"x24"
G9GR08R HGR 8 Rett.




30x60 . 12"x24"
G8GR08R HGR 8 Rett.



30x60 . 12"x24"
G8GR08GRIR HGR 8 Grip Rett.



30x30 . 12"x12"
G3GR08MO Mosaico HGR 8



30x60 . 12"x24"
G8GR08MU Muretto HGR 8

PEZZI SPECIALI • SPECIAL PIECES • FORMTEILE • PIÈCES SPÉCIALES



7,5x60 . 3"x24"
BATTISCOPA
G0GR08R60 HGR 8 Rett.



7x80 . 2/8"x32"
BATTISCOPA
G0GR08R80 HGR 8 Rett.



33x60 . 13"x24"
GRADONE LINEARE
G3GR08RG HGR 8 Rett.



33x80 . 13"x32"
GRADONE LINEARE
G3GR08RG8 HGR 8 Rett.



33x33 . 13"x13"
GRADONE ANGOLARE
G3GR08RGA HGR 8 Rett.


Stone Effect

Stone Effect




Climb

80x80 40x80 60x60 30x60



80x80 . 32"x32"



40x80 . 16"x32"



60x60 . 24"x24"



30x60 . 12"x24"



RANDOM



8,5 mm
20 mm



UN EN ISO 10545.12:
RESISTANT



UNI EN ISO 10545.13: GA
UNI EN ISO 10545.14: 5



DIN 51130: R10 - R12 (Grip)
DIN 51097: B - C (Grip)
ANSI A326.3: 2017 Release 2019
(DCOF): $\geq 0,42$
BCRA: $>0,40$



Climb

HCL 210 | HCL 209 | HCL 205 | HCL 208


Disponibile nello Spessore 20 mm
Available in Thickness 20 mm
Erhältlich in 20 mm Stärke
Disponible en Épaisseur 20 mm
80x80 . 32"x32"



OUTDOOR COLLECTIONS
CATALOGUE 2023 Pag. 122



HCL 10 Bianco



HCL 9 Noce



HCL 5 Grigio



HCL 8 Nero

Sizes	Pieces	Kg.		Kg.		
		Mq.	Kg.	Boxes	Mq.	Kg.
80x80	2	1,28	25,15	44	56,32	1126,69
40x80	3	0,96	18,86	28	26,88	548,19
60x60	4	1,44	25,00	40	57,60	1020,00
30x60	7	1,26	24,76	40	50,40	1010,36
30x30	6	0,54	-	-	-	-
30x60	4	0,72	-	-	-	-
30x60	4	0,72	-	-	-	-
7,5x60	14	8,40 ml.	-	-	-	-
7x80	10	8,00 ml.	-	-	-	-
33x60	4	-	-	-	-	-
33x80	2	-	-	-	-	-
33x33	2	-	-	-	-	-

Climb

80x80 40x80 60x60 30x60

Stone Effect



Stone Effect

Climb

80x80 40x80 60x60 30x60

Stone Effect



Indoor: HCL 10 | Outdoor: HCL 10 Grip




Pavimento/Floor: HCL 10 Rett.

Stone Effect

Bianco



80x80 . 32"x32"
GTCL10RJ HCL 10 Rett.



40x80 . 16"x32"
GOCL10RJ HCL 10 Rett.



30x60 . 12"x24"
G8CL10MUF Fourmix HCL 10



30x60 . 12"x24"
G8CL10MUT Tredi HCL 10

Noce



80x80 . 32"x32"
GTCL09RJ HCL 9 Rett.



40x80 . 16"x32"
GOCL09RJ HCL 9 Rett.




30x60 . 12"x24"
G8CL09MUF Fourmix HCL 9



30x60 . 12"x24"
G8CL09MUT Tredi HCL 9

Stone Effect



60x60 . 24"x24"
G9CL10J HCL 10




30x60 . 12"x24"
G8CL10J HCL 10



30x60 . 12"x24"
G8CL10GRIJ HCL 10 Grip



30x30 . 12"x12"
G3CL10MO Mosaico HCL 10



60x60 . 24"x24"
G9CL09J HCL 9



30x60 . 12"x24"
G8CL09J HCL 9



30x60 . 12"x24"
G8CL09GRIJ HCL 9 Grip



30x30 . 12"x12"
G3CL09MO Mosaico HCL 9

Stone Effect

PEZZI SPECIALI • SPECIAL PIECES • FORMTEILE • PIÈCES SPÉCIALES



7,5x60 . 3"x24"
BATTISCOPA
GOCL10B60 HCL 10



7x80 . 2^{6/8}"x32"
BATTISCOPA
GOCL10R80 HCL 10 Rett.



33x60 . 13"x24"
GRADONE LINEARE
G3CL10G HCL 10



33x80 . 13"x32"
GRADONE LINEARE
G3CL10RG HCL 10 Rett.



33x33 . 13"x13"
GRADONE ANGOLARE
G3CL10GA HCL 10
G3CL10RGA HCL 10 Rett.



7,5x60 . 3"x24"
BATTISCOPA
GOCL09B60 HCL 9



7x80 . 2^{6/8}"x32"
BATTISCOPA
GOCL09R80 HCL 9 Rett.



33x60 . 13"x24"
GRADONE LINEARE
G3CL09G HCL 9



33x80 . 13"x32"
GRADONE LINEARE
G3CL09RG HCL 9 Rett.



33x33 . 13"x13"
GRADONE ANGOLARE
G3CL09GA HCL 9
G3CL09RGA HCL 9 Rett.

Grigio



80x80 . 32"x32"
GTCL05RJ HCL 5 Rett.



40x80 . 16"x32"
GOCL05RJ HCL 5 Rett.



30x60 . 12"x24"
G8CL05MUF Fourmix HCL 5



30x60 . 12"x24"
G8CL05MUT Tredi HCL 5


Nero



80x80 . 32"x32"
GTCL08RJ HCL 8 Rett.



40x80 . 16"x32"
GOCL08RJ HCL 8 Rett.




30x60 . 12"x24"
G8CL08MUF Fourmix HCL 8



30x60 . 12"x24"
G8CL08MUT Tredi HCL 8


Stone Effect



60x60 . 24"x24"
G9CL05J HCL 5




30x60 . 12"x24"
G8CL05J HCL 5



30x60 . 12"x24"
G8CL05GRIJ HCL 5 Grip



30x30 . 12"x12"
G3CL05MO Mosaico HCL 5




60x60 . 24"x24"
G9CL08J HCL 8



30x60 . 12"x24"
G8CL08J HCL 8



30x60 . 12"x24"
G8CL08GRIJ HCL 8 Grip



30x30 . 12"x12"
G3CL08MO Mosaico HCL 8

Stone Effect

PEZZI SPECIALI • SPECIAL PIECES • FORMTEILE • PIÈCES SPÉCIALES



7,5x60 . 3"x24"
BATTISCOPIA
GOCL05B60 HCL 5



7x80 . 2⁶/₈"x32"
BATTISCOPIA
GOCL05R80 HCL 5 Rett.



33x60 . 13"x24"
GRADONE LINEARE
G3CL05G HCL 5



33x80 . 13"x32"
GRADONE LINEARE
G3CL05RG HCL 5 Rett.



33x33 . 13"x13"
GRADONE ANGOLARE
G3CL05GA HCL 5
G3CL05RGA HCL 5 Rett.



7,5x60 . 3"x24"
BATTISCOPIA
GOCL08B60 HCL 8



7x80 . 2⁶/₈"x32"
BATTISCOPIA
GOCL08R80 HCL 8 Rett.



33x60 . 13"x24"
GRADONE LINEARE
G3CL08G HCL 8



33x80 . 13"x32"
GRADONE LINEARE
G3CL08RG HCL 8 Rett.



33x33 . 13"x13"
GRADONE ANGOLARE
G3CL08GA HCL 8
G3CL08RGA HCL 8 Rett.



Nat

60x60 30x60



60x60 . 24"x24"



30x60 . 12"x24"

Gres porcellanato a tutta massa
Through-body porcelain tile
Durchgefärbtes feinsteinzeug
Le grès cérame pleine masse
Gruppo Bla UNI EN 14411_G



RANDOM



8,5 mm



UN EN ISO 10545.12:
RESISTANT



UNI EN ISO 10545.13: **GA**
UNI EN ISO 10545.14: **5**




DIN 51130: **R11**
DIN 51097: **B**
ANSI A326.3: 2017 Release 2019
(DCOF): **≥0,42**
BCRA: **>0,74 (DRY) >0,40 (WET)**




[< INDEX](#) [TECHNICAL CHARACTERISTICS](#)

HNT



HNT 10 Bianco



HNT 8 Nero

Stone Effect

Sizes	Pieces	Mq.		Boxes	Kg.	
		Pieces	Kg.		Mq.	Kg.
60x60	4	1,44	25,00	40	57,60	1020,00
30x60	7	1,26	24,76	40	50,40	1010,36
30x30 mosaico	6	0,54	-	-	-	-
30x60 tredi	4	0,72	-	-	-	-
30x60 stonemix	4	0,72	-	-	-	-
6x6 nat a	4	-	-	-	-	-
6x30 nat fascia	12	-	-	-	-	-
8x30 battiscopa	26	7,80 ml.	-	-	-	-
10x60 battiscopa	10	6,00 ml.	-	-	-	-
16,5x30 elemento a L monolitico	8	2,40 ml.	-	-	-	-
33x60 gradone lineare	4	-	-	-	-	-
33x60 gradone angolare	2	-	-	-	-	-

Nat

60x60 30x60



Stone Effect

Stone Effect

Nat

60x60 30x60


Bianco



60x60 . 24"x24"
G9NT10J HNT 10



30x60 . 12"x24"
G8NT10J HNT 10



30x30 . 12"x12"
G3NT10MO Mosaico HNT 10



30x60 . 12"x24"
G8NT10MUT Tredi HNT 10



30x60 . 12"x24"
G8NT10MUS Stonemix HNT 10



6x6 . 2³/₈"x2³/₈"
G3NT10TD Nat A HNT 10



6x30 . 2³/₈"x12"
G3NT10FL Nat Fascia HNT 10

- Soggetti assortiti
- Different designs
- Motive sortiert
- Sujets assortis



Stone Effect

Stone Effect

PEZZI SPECIALI • SPECIAL PIECES • FORMTEILE • PIÈCES SPÉCIALES



8x30 . 3¹/₈"x12"
BATTISCOPA
G0NT10 HNT 10



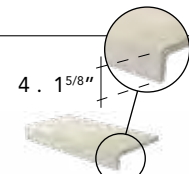
10x60 . 4"x24"
BATTISCOPA
G0NT10B60 HNT 10



33x60 . 13"x24"
GRADONE LINEARE
G3NT10GTC HNT 10



33x60 . 13"x24"
GRADONE ANGOLARE
G3NT10GTD HNT 10 (R-DX)
G3NT10GTS HNT 10 (L-SX)



4 . 1⁵/₈"
16,5x30 . 6¹/₂"x12"
ELEMENTO A L MONOLITICO
G3NT10ELM HNT 10

Nat

60x60 30x60


Nero



60x60 . 24"x24"
G9NT08J HNT 8



30x60 . 12"x24"
G8NT08J HNT 8




30x30 . 12"x12"
G3NT08MO Mosaico HNT 8



30x60 . 12"x24"
G8NT08MUT Tredi HNT 8



30x60 . 12"x24"
G8NT08MUS Stonemix HNT 8



Stone Effect

Stone Effect

PEZZI SPECIALI • SPECIAL PIECES • FORMTEILE • PIÈCES SPÉCIALES



8x30 . 3¹/₈"x12"
BATTISCOPA
G0NT08 HNT 8



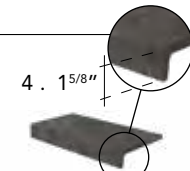
10x60 . 4"x24"
BATTISCOPA
G0NT08B60 HNT 8



33x60 . 13"x24"
GRADONE LINEARE
G3NT08GTC HNT 8



33x60 . 13"x24"
GRADONE ANGOLARE
G3NT08GTD HNT 8 (R-DX)
G3NT08GTS HNT 8 (L-SX)



16,5x30 . 6¹/₂"x12"
ELEMENTO A L MONOLITICO
G3NT08ELM HNT 8



Pavimento/Floor: HRT 5

Rockstar

20x40 20x20



20x40 . 8"x16"



20x20 . 8"x8"



HIGH



8,5 mm




UN EN ISO 10545.12:
RESISTANT




UNI EN ISO 10545.13: GA
UNI EN ISO 10545.14: 5



DIN 51130: R12
DIN 51097: C
ANSI A326.3: 2017 Release 2019
(DCOF): $\geq 0,42$
BCRA: $>0,74$



HRT 1 Beige



HRT 5 Grigio



HRT 18 Porfido

Stone Effect

Sizes	Pieces					
		Mq.	Kg.	Boxes	Mq.	Kg.
20x40	15	1,20	21,12	45	54,00	970,40
20x20	29	1,16	20,04	45	52,20	940,00
20x40	stonemix	6	0,48	-	-	-
	star round	1	0,66	-	-	-
10x40	battiscopa	20	8,00 ml.	-	-	-
16,5x30	elemento a L monolitico	8	2,40 ml.	-	-	-
30x33	gradone lineare	6	-	-	-	-
33x33	gradone angolare	4	-	-	-	-



Stone Effect

Stone Effect

Beige



20x20 . 8"x8"

GFRT01J HRT 1



20x40 . 8"x16"

GGRT01J HRT 1

Grigio



20x20 . 8"x8"

GFRT05J HRT 5



20x40 . 8"x16"

GGRT05J HRT 5

Porfido



20x20 . 8"x8"

GFRT18J HRT 18




20x40 . 8"x16"

GGRT18J HRT 18



20x40 . 8"x16"

GGRT01MUS Stonemix HRT 1



20x40 . 8"x16"

GGRT05MUS Stonemix HRT 5



20x40 . 8"x16"

GGRT18MUS Stonemix HRT 18



GGRT01STR Star Round HRT 1



GGRT05STR Star Round HRT 5



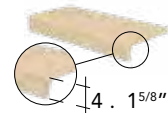
GGRT18STR Star Round HRT 18

PEZZI SPECIALI • SPECIAL PIECES • FORMTEILE • PIÈCES SPÉCIALES



10x40 . 4"x16"

BATTISCOPA
GORT01B40 HRT 1



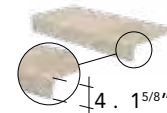
16,5x30 . 6 1/2"x12"

ELEMENTO A L MONOLITICO
G3RT01ELM HRT 1



10x40 . 4"x16"

BATTISCOPA
GORT05B40 HRT 5



16,5x30 . 6 1/2"x12"

ELEMENTO A L MONOLITICO
G3RT05ELM HRT 5



30x33 . 12"x13"

GRADONE LINEARE MONOLITICO
G3RT01G HRT 1



33x33 . 13"x13"

GRADONE ANGOLARE MONOLITICO
G3RT01GA HRT 1



30x33 . 12"x13"

GRADONE LINEARE MONOLITICO
G3RT05G HRT 5



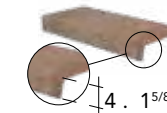
33x33 . 13"x13"

GRADONE ANGOLARE MONOLITICO
G3RT05GA HRT 5



10x40 . 4"x16"

BATTISCOPA
GORT18B40 HRT 18



16,5x30 . 6 1/2"x12"

ELEMENTO A L MONOLITICO
G3RT18ELM HRT 18



30x33 . 12"x13"

GRADONE LINEARE MONOLITICO
G3RT18G HRT 18



33x33 . 13"x13"

GRADONE ANGOLARE MONOLITICO
G3RT18GA HRT 18

EFFETTO LEGNO

WOOD EFFECT / HOLZ-FARBEN / EFFET BOIS

- 200 Nabi_NB
- 218 Burma_BU
- 224 St. Regis_SR
- 232 Foreste d'Italia_FI
- 242 Monteverde_MN



Nabi

26,5x180 20x120



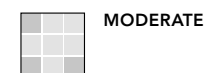
26,5x180 . 10³/₈"x71"



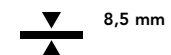
20x120 . 8"x48"

Gres porcellanato smaltato
Glazed porcelain stoneware
Glasiertes Feinsteinzeug
Grès cérame émaillé

Gruppo Bla UNI EN 14411_G



MODERATE



8,5 mm



UN EN ISO 10545.12:
RESISTANT



UNI EN ISO 10545.13: GA
UNI EN ISO 10545.14: 5



DIN 51130: R9 - R11 (Grip)
DIN 51097: A - C (Grip)
ANSI A326.3: 2017 Release 2019
(DCOF): ≥0,42
BCRA: >0,40 - >0,74 (Grip)



Nabi²

HNB 205 | HNB 210 | HNB 207
HNB 203 | HNB 209


Disponibile nello Spessore 20 mm
Available in Thickness 20 mm
Erhältlich in 20 mm Staerke
Disponible Épaisseur 20 mm
40x120 . 16"x48"




OUTDOOR COLLECTIONS
CATALOGUE 2023 Pag. 128




NB 5 Neutral



NB 10 Natural



NB 7 Honey



NB 3 Taupe



NB 9 Brown

Sizes	Pieces	Kg.		Kg.		
		Mq.	Kg.	Boxes	Mq.	Kg.
26,5x180 (Pallet 82x182 cm)	2	0,954	18,75	54	51,52	1042,29
20x120	5	1,20	22,60	48	57,60	1084,80
20x120 grip	5	1,20	22,60	48	57,60	1084,80
20x120 oasi	4	0,96	-	-	-	-
6,5x90 battiscopa	6	5,40 ml.	-	-	-	-
6,5x120 battiscopa	6	7,20 ml.	-	-	-	-
20x120 gradone lineare	2	-	-	-	-	-

Nabi

26,5x180 20x120

Wood Effect



Wood Effect

Nabi

26,5x180 20x120

Wood Effect



Wood Effect

Pavimento/Floor: NB 10 Rett.

Nabi

26,5x180 20x120

Wood Effect



Wood Effect



Wood Effect



Rivestimento/Wall: Oasi NB 5 Rett. - NB 5 Rett. | Pavimento/Floor: NB 5 Rett.



Rivestimento/Wall: Oasi NB 5 Rett. - NB 5 Rett.

Wood Effect

Wood Effect



Wood Effect





Neutral




26,5x180 . 10³/₈"x71"
24NB05R NB 5 Rett.



20x120 . 8"x48"
21NB05R NB 5 Rett.



20x120 . 8"x48"
21NB05GRIR NB 5 Grip Rett.



20x120 . 8"x48"
21NB05MO Oasi NB 5 Rett.*

* Si consiglia una fuga di 2 mm
A 2 mm joint is recommended
Es wird eine Fuge von 2 Mm empfohlen
On conseille une pose avec un joint de 2 mm

PEZZI SPECIALI • SPECIAL PIECES • FORMTEILE • PIÈCES SPÉCIALES



6,5x90 . 2¹/₂"x36"
BATTISCOPA
13NB05R90 NB 5 Rett.



6,5x120 . 2¹/₂"x48"
BATTISCOPA
13NB05R12 NB 5 Rett.



20x120 . 8"x48"
GRADONE LINEARE
21NB05RG NB 5 Rett.

Natural



26,5x180 . 10^{3/8}"x71"
24NB10R NB 10 Rett.



20x120 . 8"x48"
21NB10R NB 10 Rett.



20x120 . 8"x48"
21NB10GRIR NB 10 Grip Rett.



20x120 . 8"x48"
21NB10MO Oasi NB 10 Rett.*

Honey




26,5x180 . 10^{3/8}"x71"
24NB07R NB 7 Rett.



20x120 . 8"x48"
21NB07R NB 7 Rett.



20x120 . 8"x48"
21NB07GRIR NB 7 Grip Rett.



20x120 . 8"x48"
21NB07MO Oasi NB 7 Rett.*

Wood Effect

Wood Effect

* Si consiglia una fuga di 2 mm
A 2 mm joint is recommended
Es wird eine Fuge von 2 Mm empfohlen
On conseille une pose avec un joint de 2 mm

PEZZI SPECIALI • SPECIAL PIECES • FORMTEILE • PIÈCES SPÉCIALES



6,5x90 . 2^{1/2}"x36"
BATTISCOPA
13NB10R90 NB 10 Rett.



6,5x120 . 2^{1/2}"x48"
BATTISCOPA
13NB10R12 NB 10 Rett.



20x120 . 8"x48"
GRADONE LINEARE
21NB10RG NB 10 Rett.



6,5x90 . 2^{1/2}"x36"
BATTISCOPA
13NB07R90 NB 7 Rett.



6,5x120 . 2^{1/2}"x48"
BATTISCOPA
13NB07R12 NB 7 Rett.



20x120 . 8"x48"
GRADONE LINEARE
21NB07RG NB 7 Rett.

PEZZI SPECIALI • SPECIAL PIECES • FORMTEILE • PIÈCES SPÉCIALES

Taupe



26,5x180 . 10³/₈"x71"
24NB03R NB 3 Rett.



20x120 . 8"x48"
21NB03R NB 3 Rett.



20x120 . 8"x48"
21NB03GRIR NB 3 Grip Rett.



20x120 . 8"x48"
21NB03MO Oasi NB 3 Rett.*

Brown



26,5x180 . 10³/₈"x71"
24NB09R NB 9 Rett.



20x120 . 8"x48"
21NB09R NB 9 Rett.



20x120 . 8"x48"
21NB09GRIR NB 9 Grip Rett.



20x120 . 8"x48"
21NB09MO Oasi NB 9 Rett.*

Wood Effect

Wood Effect

* Si consiglia una fuga di 2 mm
A 2 mm joint is recommended
Es wird eine Fuge von 2 Mm empfohlen
On conseille une pose avec un joint de 2 mm

PEZZI SPECIALI • SPECIAL PIECES • FORMTEILE • PIÈCES SPÉCIALES



6,5x90 . 2¹/₂"x36"
BATTISCOPIA
13NB03R90 NB 3 Rett.



6,5x120 . 2¹/₂"x48"
BATTISCOPIA
13NB03R12 NB 3 Rett.



20x120 . 8"x48"
GRADONE LINEARE
21NB03RG NB 3 Rett.



6,5x90 . 2¹/₂"x36"
BATTISCOPIA
13NB09R90 NB 9 Rett.



6,5x120 . 2¹/₂"x48"
BATTISCOPIA
13NB09R12 NB 9 Rett.



20x120 . 8"x48"
GRADONE LINEARE
21NB09RG NB 9 Rett.

PEZZI SPECIALI • SPECIAL PIECES • FORMTEILE • PIÈCES SPÉCIALES



Burma

20x120



20x120 . 8"x48"

Gres porcellanato smaltato
 Glazed porcelain stoneware
 Grès cérame émaillé
 Glasiertes feinsteinzeug
 Gruppo Bla UNI EN 14411_G



MODERATE



8,5 mm



UN EN ISO 10545.12:
 RESISTANT



UNI EN ISO 10545.13: GA
 UNI EN ISO 10545.14: 5



DIN 51130: R9 - R12 (Grip)
 DIN 51097: A - C (Grip)
 ANSI A326.3: 2017 Release 2019
 (DCOF): $\geq 0,42$
 BCRA: $>0,40$ - $>0,74$ (Grip)




< INDEX


TECHNICAL CHARACTERISTICS

CATALOGUE


BU




BU 1 Beige



BU 6 Mogano





BU 9 Marrone



BU 5 Grigio

Wood Effect

Sizes	Pieces					
		Mq.	Kg.	Boxes	Mq.	Kg.
20x120	5	1,20	23,58	48	57,60	1151,84
20x120 grip	5	1,20	23,58	48	57,60	1151,84
6,5x120 battiscopa	6	7,20 ml.	-	-	-	-
20x120 gradone lineare	4	-	-	-	-	-

Burma

20x120

Wood Effect



Wood Effect

Burma

20x120

Beige



20x120 . 8"x48"
21BU01R BU 1 Rett.



20x120 . 8"x48"
21BG01R BG 1 Grip Rett.

Mogano




20x120 . 8"x48"
21BU06R BU 6 Rett.



20x120 . 8"x48"
21BG06R BG 6 Grip Rett.

Marrone



20x120 . 8"x48"
21BU09R BU 9 Rett.



20x120 . 8"x48"
21BG09R BG 9 Grip Rett.

Grigio



20x120 . 8"x48"
21BU05R BU 5 Rett.



20x120 . 8"x48"
21BG05R BG 5 Grip Rett.

Wood Effect

Wood Effect

PEZZI SPECIALI • SPECIAL PIECES • FORMTEILE • PIÈCES SPÉCIALES



6,5x120 . 2¹/₂"x48"
BATTISCOPA
13BU01B12 BU 1 Rett.



20x120 . 8"x48"
GRADONE LINEARE
21BU01RG BU 1 Rett.



6,5x120 . 2¹/₂"x48"
BATTISCOPA
13BU06B12 BU 6 Rett.



20x120 . 8"x48"
GRADONE LINEARE
21BU06RG BU 6 Rett.



6,5x120 . 2¹/₂"x48"
BATTISCOPA
13BU09B12 BU 9 Rett.



20x120 . 8"x48"
GRADONE LINEARE
21BU09RG BU 9 Rett.



6,5x120 . 2¹/₂"x48"
BATTISCOPA
13BU05B12 BU 5 Rett.




20x120 . 8"x48"
GRADONE LINEARE
21BU05RG BU 5 Rett.



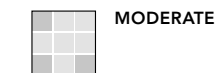
St. Regis

20x120



20x120 . 8"x48"

Gres porcellanato smaltato
 Glazed porcelain stoneware
 Grès cérame émaillé
 Glasiertes Feinsteinzeug
 Gruppo Bla UNI EN 14411_G



MODERATE



8,5 mm




UN EN ISO 10545.12:
RESISTANT



UNI EN ISO 10545.13: **GA**
 UNI EN ISO 10545.14: **5**




DIN 51130: **R9**
 DIN 51097: **B**
 ANSI A326.3: 2017 Release 2019
 (DCOF): **≥0,42**
 BCRA: **>0,40**




SR 10 Bianco





SR 11 Giallo Dorato



SR 1 Beige



SR 9 Noce

Sizes	Pieces					
		Mq.	Kg.	Boxes	Mq.	Kg.
20x120	5	1,20	23,58	48	57,60	1151,84
20x120 bora bora	5	1,20	23,58	48	57,60	1151,84
30x30 mosaico	6 (3+3)	0,54	-	-	-	-
6,5x120 battiscopa	6	7,20 ml.	-	-	-	-
20x120 gradone lineare	4	-	-	-	-	-

Wood Effect



Wood Effect



Rivestimento/Wall: Bora Bora SR 11 Rett. | Pavimento/Floor: SR 11 Rett.



Rivestimento/Wall: Lavaredo Framework HLA 5 Rett. - SR 11 Rett. | Panche/Seats: Lavaredo HLA 5 Rett.
Pavimento/Floor: Lavaredo HLA 5 Rett. | DEL CONCA HOUSE_Tulip HTL 5 Rett.

Bianco



20x120 . 8"x48"
21SR10RJ SR 10 Rett.



20x120 . 8"x48"
21SR10BBJ Bora Bora SR 10 Rett.

Giallo Dorato



20x120 . 8"x48"
21SR11RJ SR 11 Rett.



20x120 . 8"x48"
21SR11BBJ Bora Bora SR 11 Rett.

Beige



20x120 . 8"x48"
21SR01RJ SR 1 Rett.



20x120 . 8"x48"
21SR01BBJ Bora Bora SR 1 Rett.

Noce




20x120 . 8"x48"
21SR09RJ SR 9 Rett.



20x120 . 8"x48"
21SR09BBJ Bora Bora SR 9 Rett.

Wood Effect

Wood Effect



30x30 . 12"x 12"
32SR10MO Mosaico SR 10



30x30 . 12"x 12"
32SR11MO Mosaico SR 11



30x30 . 12"x 12"
32SR01MO Mosaico SR 1



30x30 . 12"x 12"
32SR09MO Mosaico SR 9

PEZZI SPECIALI • SPECIAL PIECES • FORMTEILE • PIÈCES SPÉCIALES



6,5x120 . 2^{1/2}"x48"
BATTISCOPA
13SR10R12 SR 10 Rett.



20x120 . 8"x48"
GRADONE LINEARE
21SR10RG SR 10 Rett.



6,5x120 . 2^{1/2}"x48"
BATTISCOPA
13SR11R12 SR 11 Rett.



20x120 . 8"x48"
GRADONE LINEARE
21SR11RG SR 11 Rett.



6,5x120 . 2^{1/2}"x48"
BATTISCOPA
13SR01R12 SR 1 Rett.



20x120 . 8"x48"
GRADONE LINEARE
21SR01RG SR 1 Rett.



6,5x120 . 2^{1/2}"x48"
BATTISCOPA
13SR09R12 SR 9 Rett.



20x120 . 8"x48"
GRADONE LINEARE
21SR09RG SR 9 Rett.

30x120 20x120 20x80



30x120 . 12"x48"



20x120 . 8"x48"



20x80 . 8"x32"

Gres porcellanato smaltato
 Glazed porcelain stoneware
 Grès cérame émaillé
 Glasiertes Feinsteinzeug
 Gruppo BIa UNI EN 14411_G



HIGH



8,5 mm



UN EN ISO 10545.12:
RESISTANT




UNI EN ISO 10545.13: **GA**
 UNI EN ISO 10545.14: **5**




DIN 51130: **R9 - R12 (Grip)**
 DIN 51097: **B - C (Grip)**
 ANSI A326.3: 2017 Release 2019
 (DCOF): **≥0,42**
 BCRA: **>0,40 - >0,74 (Grip)**





FI 10 Bianco



FI 1 Beige



FI 9 Noce

Sizes	Pieces					
		Mq.	Kg.	Boxes	Mq.	Kg.
30x120	3	1,08	21,22	54	58,32	1165,99
20x120	5	1,20	23,58	48	57,60	1151,84
20x80	8	1,28	25,15	42	53,76	1076,38
20x32 mosaico / foliage mix	6	0,384	-	-	-	-
10x80 battiscopa	10	8,00 ml.	-	-	-	-
7x120 battiscopa	6	7,20 ml.	-	-	-	-
20x80 gradone lineare grip	4	-	-	-	-	-
20x120 gradone lineare	1	-	-	-	-	-



Wood Effect

Wood Effect

Foreste d'Italia

30x120 20x120 20x80



Wood Effect

Wood Effect

Bianco



30x120 . 12"x48"
31FI10RJ FI 10 Rett.



20x120 . 8"x48"
21FI10R85 FI 10 Rett.



20x80 . 8"x32"
27FI10J FI 10




20x80 . 8"x32"
27FG10J FG 10 Grip



20x80 . 8"x32"
27FI10FOJ Foliage FI 10

- Soggetti assortiti
- Different designs
- Motive sortiert
- Sujets assortis



20x32 . 8"x 12^{5/8}"
27FI10MO Mosaico FI 10



20x32 . 8"x 12^{5/8}"
27FIFOMIX Foliage Mix

PEZZI SPECIALI • SPECIAL PIECES • FORMTEILE • PIÈCES SPÉCIALES



10x80 . 4"x32"
BATTISCOPA
13FI10B80 FI 10



7x120 . 2^{3/4}"x48"
BATTISCOPA
13FI10B12 FI 10



20x80 . 8"x32"
GRADONE LINEARE
27FG10G FG 10 Grip



20x120 . 8"x48"
GRADONE LINEARE
21FI10G FI 10
21FI10RG FI 10 Rett.

Beige



30x120 . 12"x48"
31FI01RJ FI 1 Rett.



20x120 . 8"x48"
21FI01R85 FI 1 Rett.



20x80 . 8"x32"
27FI01J FI 1




20x80 . 8"x32"
27FG01J FG 1 Grip



20x80 . 8"x32"
27FI01FOJ Foliage FI 1

- Soggetti assortiti
- Different designs
- Motive sortiert
- Sujets assortis



20x32 . 8"x 12^{5/8}"
27FI01MO Mosaico FI 1



20x32 . 8"x 12^{5/8}"
27FIFOMIX Foliage Mix

PEZZI SPECIALI • SPECIAL PIECES • FORMTEILE • PIÈCES SPÉCIALES



10x80 . 4"x32"
BATTISCOPA
13FI01B80 FI 1



7x120 . 2^{3/4}"x48"
BATTISCOPA
13FI01B12 FI 1



20x80 . 8"x32"
GRADONE LINEARE
27FG01G FG 1 Grip



20x120 . 8"x48"
GRADONE LINEARE
21FI01G FI 1
21FI01RG FI 1 Rett.



Wood Effect

Wood Effect

Noce



30x120 . 12"x48"
31FI09RJ FI 9 Rett.



20x120 . 8"x48"
21FI09R85 FI 9 Rett.



20x80 . 8"x32"
27FI09J FI 9



20x80 . 8"x32"
27FG09J FG 9 Grip



20x80 . 8"x32"
27FI09FOJ Foliage FI 9

- Soggetti assortiti
- Different designs
- Motive sortiert
- Sujets assortis



20x32 . 8"x 12^{5/8}"
27FI09MO Mosaico FI 9



20x32 . 8"x 12^{5/8}"
27FIFOMIX Foliage Mix

PEZZI SPECIALI • SPECIAL PIECES • FORMTEILE • PIÈCES SPÉCIALES



10x80 . 4"x32"
BATTISCOPA
13FI09B80 FI 9



7x120 . 2^{3/4}"x48"
BATTISCOPA
13FI09B12 FI 9



20x80 . 8"x32"
GRADONE LINEARE
27FG09G FG 9 Grip



20x120 . 8"x48"
GRADONE LINEARE
21FI09G FI 9
21FI09RG FI 9 Rett.



Monteverde

16,5x100 20x80



16,5x100 . 61/2"x40"



20x80 . 8"x32"

Gres porcellanato smaltato
 Glazed porcelain stoneware
 Grès cérame émaillé
 Glasiertes feinsteinzeug

Gruppo Bla UNI EN 14411_G



HIGH



8,5 mm
20 mm



UN EN ISO 10545.12:
RESISTANT



UNI EN ISO 10545.13: GA
UNI EN ISO 10545.14: 5



DIN 51130: R9 - R12 (Grip)
DIN 51097: B - C (Grip)
ANSI A326.3: 2017 Release 2019
(DCOF): $\geq 0,42$
BCRA: $>0,40$ - $>0,74$ (Grip)



Monteverde 2

HMN 201 | HMN 205 | HMN 209

Disponibile nello Spessore 20 mm
 Available in Thickness 20 mm
 Erhältlich in 20 mm Stärke
 Disponible en Épaisseur 20 mm
 40x120 . 16"x48"




OUTDOOR COLLECTIONS
 CATALOGUE 2023 Pag. 132



MN 10 Bianco



MN 1 Beige



MN 5 Grigio



MN 9 Noce

Sizes	Pieces	Kg.		Boxes		
		Mq.	Kg.	Mq.	Mq.	Kg.
16,5x100 (Pallet 103x123 cm)	7	1,155	22,70	54	62,37	1245,57
20x80	8	1,28	25,15	42	53,76	1076,38
30x30 mosaico	6	0,54	-	-	-	-
6,5x80 battiscopa	10	8,00 ml.	-	-	-	-
8x100 battiscopa	6	6,00 ml.	-	-	-	-
20x80 gradone lineare	4	-	-	-	-	-
16,5x100 gradone lineare	4	-	-	-	-	-

Monteverde

16,5x100 20x80

Wood Effect



Wood Effect

Monteverde

16,5x100 20x80

Wood Effect



Wood Effect

Monteverde

16,5x100 20x80

Bianco



16,5x100 . 6 1/2" x 40" **16MN10J** MN 10
20x80 . 8" x 32" **27MN10J** MN 10

Beige



16,5x100 . 6 1/2" x 40" **16MN01J** MN 1
16,5x100 . 6 1/2" x 40" **16MG01J** MG 1 Grip
20x80 . 8" x 32" **27MN01J** MN 1

Grigio



16,5x100 . 6 1/2" x 40" **16MN05J** MN 5
16,5x100 . 6 1/2" x 40" **16MG05J** MG 5 Grip
20x80 . 8" x 32" **27MN05J** MN 5


Noce




16,5x100 . 6 1/2" x 40" **16MN09J** MN 9
16,5x100 . 6 1/2" x 40" **16MG09J** MG 9 Grip
20x80 . 8" x 32" **27MN09J** MN 9

Wood Effect


Wood Effect



30x30 . 12" x 12" **32MN10MO** Mosaico MN 10



30x30 . 12" x 12" **32MN01MO** Mosaico MN 1



30x30 . 12" x 12" **32MN05MO** Mosaico MN 5



30x30 . 12" x 12" **32MN09MO** Mosaico MN 9

PEZZI SPECIALI • SPECIAL PIECES • FORMTEILE • PIÈCES SPÉCIALES



6,5x80 . 2 1/2" x 32" **BATTISCOPIA**
13MN10B80 MN 10



8x100 . 3 1/8" x 40" **BATTISCOPIA**
13MN10B00 MN 10



6,5x80 . 2 1/2" x 32" **BATTISCOPIA**
13MN01B80 MN 1



8x100 . 3 1/8" x 40" **BATTISCOPIA**
13MN01B00 MN 1



20x80 . 8" x 32" **GRADONE LINEARE**
27MN10G MN 10



16,5x100 . 6 1/2" x 40" **GRADONE LINEARE**
16MN10G MN 10



20x80 . 8" x 32" **GRADONE LINEARE**
27MN01G MN 1



16,5x100 . 6 1/2" x 40" **GRADONE LINEARE**
16MN01G MN 1



6,5x80 . 2 1/2" x 32" **BATTISCOPIA**
13MN05B80 MN 5



8x100 . 3 1/8" x 40" **BATTISCOPIA**
13MN05B00 MN 5



6,5x80 . 2 1/2" x 32" **BATTISCOPIA**
13MN09B80 MN 9



8x100 . 3 1/8" x 40" **BATTISCOPIA**
13MN09B00 MN 9



20x80 . 8" x 32" **GRADONE LINEARE**
27MN05G MN 5



16,5x100 . 6 1/2" x 40" **GRADONE LINEARE**
16MN05G MN 5



20x80 . 8" x 32" **GRADONE LINEARE**
27MN09G MN 9



16,5x100 . 6 1/2" x 40" **GRADONE LINEARE**
16MN09G MN 9

PEZZI SPECIALI • SPECIAL PIECES • FORMTEILE • PIÈCES SPÉCIALES

EFFETTO CEMENTO

CONCRETE EFFECT / ZEMENT-FARBEN / EFFET BÉTON

252 Deco Studio_HDS

264 Timeline_HTL



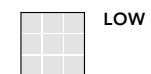
Deco Studio

120x260 60x120

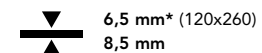
[< INDEX](#) [TECHNICAL CHARACTERISTICS](#) [CATALOGUE](#)

HDS

Gres porcellanato a tutta massa
Through-body porcelain tile
Durchgefärbtes Feinsteinzeug
Le grès cérame pleine masse
Gruppo Bla UNI EN 14411_G



LOW



6,5 mm* (120x260)
8,5 mm



UN EN ISO 10545.12:
RESISTANT



UNI EN ISO 10545.13: GA
UNI EN ISO 10545.14: 5




EN 16165
Annex B: R10
EN 16165
Annex A: B
ANSI A326.3:2022
(DCOF): ≥0,42
BCRA: >0,40



JUNGLE




WILDFLOWERS



BUTTERCUP



BOTANICAL*
(*see pg. 292)



DAMASCUS



SEVENTY-NINE*
(*see pg. 294)

Sizes		Pieces	Mq.	Kg.	Tare Size	Dimension
120x260*	cassa light	11	34,32	616,50	45	284x135xh.21
120x260*	cassa	22	68,64	1233,00	86	284x135xh.34
120x260*	cavalletto light	22	68,64	1278,00	131	270x75xh.161
120x260*	cavalletto heavy	44	137,28	2425,00	131	270x75xh.161

Sizes	Pieces	Mq.	Kg.	Boxes	Mq.	Kg.
60x120	2	1,44	28,30	32	46,08	925,47

Concrete Effect

Concrete Effect



Concrete Effect



Deco Studio

120x260 60x120

Concrete Effect



Concrete Effect



Deco Studio

120x260 60x120

Concrete Effect



Concrete Effect



Deco Studio

120x260 60x120

Concrete Effect



Concrete Effect



GRAPHICS 60x120

Jungle



60x120 . 24"x48"
GCDSJUNGLER HDS Jungle Rett.



5 Facce / Design 60x120 . 24"x48"

Prodotto con 5 diverse grafiche confezionate in modo casuale. Si consiglia una posa "random" delle diverse facce.

Produced with 5 different patterns, packaged at random. We recommend a random installation of the different pattern.

Hergestellt in 5 verschiedenen Mustern, die nach dem Zufallsprinzip verpackt werden. Eine zufällige Verlegung der verschiedene Grafik Oberflächen wird empfohlen.

Produit offrant 5 graphismes emballés de façon aléatoire. Nous conseillons une pose aléatoire des différentes faces.

Concrete Effect

GRAPHICS 60x120

Damascus



60x120 . 24"x48"
GCDSDAMASCR HDS Damascus Rett.

Prodotto con 3 diverse grafiche confezionate in modo casuale. Si consiglia la posa del decoro in verticale. Per garantire l'incastro della grafica, mantenere il disegno sempre nello stesso verso. Eventuali imperfezioni sono il frutto di lavorazioni che mirano a restituire il sapore artigianale.

Produced with 3 different patterns, packaged at random. The decor should be installed vertically. To ensure continuity of patterning, the design must always be placed running in the same direction. Any flaws are the result of processes intended to create a hand-crafted impression.


Hergestellt in 3 verschiedenen Mustern, die nach dem Zufallsprinzip verpackt werden. Wir empfehlen eine vertikale Verlegung des Dekors. Um zu gewährleisten, dass die Grafik fortlaufend verläuft, muss das Muster immer die gleiche Ausrichtung haben. Eventuelle Unvollkommenheiten sind das Ergebnis von Bearbeitungsverfahren, die das kunsthandwerkliche Flair verleihen sollen.

Produit offrant 3 graphismes emballés de façon aléatoire. La pose verticale du décor est recommandée. Pour assurer l'emboîtement des graphismes, orientez toujours le dessin dans le même sens. Les imperfections sont le fruit de façonnages destinés à rendre l'esprit artisanal.



60x120 . 24"x48"
GCDSBUTERR HDS Buttercup Rett.

Si consiglia di mantenere sempre lo stesso verso grafico della posa. The graphic design should always be installed running in the same direction. Wir empfehlen, bei der Verlegung immer die gleiche Ausrichtung der Grafik beizubehalten. Il est conseillé de maintenir dans tous les cas le même sens des graphismes lors de la pose.



3 Facce / Design 60x120 . 24"x48"



60x120 . 24"x48"
GCDSWILDFLR HDS Wildflowers Rett.

Si consiglia di mantenere sempre lo stesso verso grafico della posa. The graphic design should always be installed running in the same direction. Wir empfehlen, bei der Verlegung immer die gleiche Ausrichtung der Grafik beizubehalten. Il est conseillé de maintenir dans tous les cas le même sens des graphismes lors de la pose.

Concrete Effect

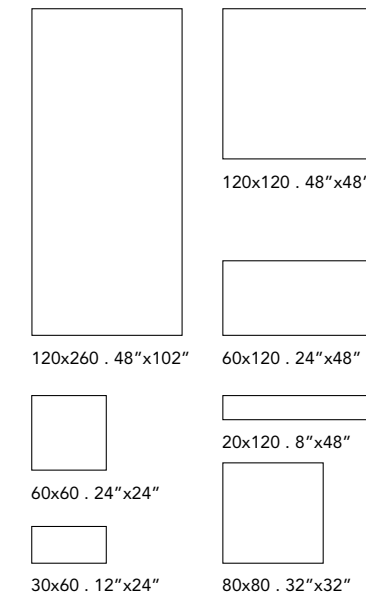


Timeline


[< INDEX](#)
[TECHNICAL CHARACTERISTICS](#)
[VIDEO](#)
[CATALOGUE](#)



120x260 120x120 60x120 20x120 80x80 60x60 30x60



Gres porcellanato a tutta massa
 Through-body porcelain tile
 Durchgefärbtes Feinsteinzeug
 Le grès cérame pleine masse
 Gruppo Bla UNI EN 14411_G



6,5 mm* (120x260)
 8,5 mm
 20 mm

UN EN ISO 10545.12:
RESISTANT

UNI EN ISO 10545.13: GA
 UNI EN ISO 10545.14: 5

DIN 51130: R10 - R12 (Grip)
 DIN 51097: B - C (Grip)
 ANSI A326.3:2017 Release 2019
 (DCOF): ≥0,42
 BCRA: >0,40



Timeline 2

HTL 210 | HTL 211 | HTL 209 | HTL 205

Disponibile nello Spessore 20 mm
 Available in Thickness 20 mm
 Erhältlich in 20 mm Stärke
 Disponible en Épaisseur 20 mm
 60x120 . 24"x48"
 60x60 . 24"x24"




OUTDOOR COLLECTIONS
 CATALOGUE 2023 Pag. 142



HTL 10 White HTL 11 Beige HTL 9 Taupe HTL 5 Grey



HTL 7 Sun HTL 6 Canyon HTL 2 Nightfall



BOTANICAL SEVENTY-NINE

Sizes		Pieces	Mq.	Kg.	Tare Size	Dimension
120x260*	cassa light	11	34,32	616,50	45	284x135xh.21
120x260*	cassa	22	68,64	1233,00	86	284x135xh.34
120x260*	cavalletto light	22	68,64	1278,00	131	270x75xh.161
120x260*	cavalletto heavy	44	137,28	2425,00	131	270x75xh.161

Sizes	Pieces	Mq.	Kg.	Boxes	Mq.	Kg.
120x120 (Pallet 122x122 cm)	1	1,44	28,30	38	54,72	1105,25
60x120	2	1,44	28,30	32	46,08	925,47
20x120	5	1,20	23,58	48	57,60	1151,84
80x80	2	1,28	25,15	44	56,32	1126,69
60x60	4	1,44	25,00	40	57,60	1020,00
30x60	7	1,26	24,76	40	50,40	1010,36
30x30 mosaico	6	0,54	-	-	-	-
30x30 blind	6	0,54	-	-	-	-
30x34 esagoni	6	0,612	-	-	-	-
30x60 muretto	4	0,72	-	-	-	-
7,5x60 battiscopa	14	8,40 ml.	-	-	-	-
7x80 battiscopa	10	8,00 ml.	-	-	-	-
7x120 battiscopa	6	7,20 ml.	-	-	-	-
33x60 gradone lineare	4	-	-	-	-	-
33x120 gradone lineare	2	-	-	-	-	-
33x33 gradone angolare	2	-	-	-	-	-
33x120 gradone angolare	2	-	-	-	-	-

Concrete Effect

Timeline

120x260 120x120 60x120 20x120 80x80 60x60 30x60

Concrete Effect



Concrete Effect



Timeline

120x260 120x120 60x120 20x120 80x80 60x60 30x60

Concrete Effect



Concrete Effect



Timeline

120x260 120x120 60x120 20x120 80x80 60x60 30x60

Concrete Effect



Concrete Effect

Timeline

120x260 120x120 60x120 20x120 80x80 60x60 30x60

Concrete Effect



Concrete Effect



Timeline

120x260 120x120 60x120 20x120 80x80 60x60 30x60

Concrete Effect



Rivestimento/Wall: Frammenti FR 10 - FR 16 | Pavimento/Floor: HTL 10 Rett. - Frammenti FR 8 / Nero Macro



Rivestimento/Wall: Foreste d'Italia FI 9 | Pavimento/Floor: HTL 11 Rett.

Concrete Effect

Timeline

120x260 120x120 60x120 20x120 80x80 60x60 30x60

Concrete Effect



Concrete Effect



Timeline


120x260 120x120 60x120 20x120 80x80 60x60 30x60

White

Concrete Effect



120x260 . 48"x102"
LZTL10R HTL 10 Rett.*




60x120 . 24"x48"
GCTL10RJ HTL 10 Rett.



120x120 . 48"x48"
GRTL10RJ HTL 10 Rett.



80x80 . 32"x32"
GTTL10R HTL 10 Rett.



60x60 . 24"x24"
G9TL10RJ HTL 10 Rett.



60x60 . 24"x24"
G9TL10GRIJ HTL 10 Grip




30x60 . 12"x24"
G8TL10R HTL 10 Rett.



30x30 . 12"x12"
G3TL10MO Mosaico HTL 10



30x34 . 12"x13³/₈"
G3TL10ES Esagoni HTL 10



30x60 . 12"x24"
G8TL10MU Muretto HTL 10

Concrete Effect

PEZZI SPECIALI • SPECIAL PIECES • FORMTEILE • PIÈCES SPÉCIALES



7,5x60 . 3"x24"
BATTISCOPA
G0TL10R60 HTL 10 Rett.



7x80 . 2³/₄"x32"
BATTISCOPA
G0TL10R80 HTL 10 Rett.



7x120 . 2³/₄"x48"
BATTISCOPA
G0TL10R12 HTL 10 Rett.



33x60 . 13"x24"
GRADONE LINEARE
G3TL10RG HTL 10 Rett.



33x33 . 13"x13"
GRADONE ANGOLARE
G3TL10RGD HTL 10 Rett. (R-DX)
G3TL10RGS HTL 10 Rett. (L-SX)



33x120 . 13"x48"
GRADONE LINEARE
G3TL10RG12 HTL 10 Rett.



33x120 . 13"x48"
GRADONE ANGOLARE
G3TL10RGD12 HTL 10 Rett. (R-DX)
G3TL10RGS12 HTL 10 Rett. (L-SX)

Timeline

120x260 120x120 60x120 20x120 80x80 60x60 30x60

Beige

Concrete Effect



120x260 . 48" x 102"
LZTL11R HTL 11 Rett.*



60x120 . 24" x 48"
GCTL11RJ HTL 11 Rett.



120x120 . 48" x 48"
GRTL11RJ HTL 11 Rett.



80x80 . 32" x 32"
GTTL11R HTL 11 Rett.



60x60 . 24" x 24"
G9TL11RJ HTL 11 Rett.



60x60 . 24" x 24"
G9TL11GRIJ HTL 11 Grip




30x60 . 12" x 24"
G8TL11R HTL 11 Rett.



30x30 . 12" x 12"
G3TL11MO Mosaico HTL 11



30x34 . 12" x 13 3/8"
G3TL11ES Esagoni HTL 11



30x60 . 12" x 24"
G8TL11MU Muretto HTL 11

Concrete Effect

PEZZI SPECIALI • SPECIAL PIECES • FORMTEILE • PIÈCES SPÉCIALES



7,5x60 . 3" x 24"
BATTISCOPA
G0TL11R60 HTL 11 Rett.



7x80 . 2 3/4" x 32"
BATTISCOPA
G0TL11R80 HTL 11 Rett.



7x120 . 2 3/4" x 48"
BATTISCOPA
G0TL11R12 HTL 11 Rett.



33x60 . 13" x 24"
GRADONE LINEARE
G3TL11RG HTL 11 Rett.



33x33 . 13" x 13"
GRADONE ANGOLARE
G3TL11RGD HTL 11 Rett. (R-DX)
G3TL11RGS HTL 11 Rett. (L-SX)



33x120 . 13" x 48"
GRADONE LINEARE
G3TL11RG12 HTL 11 Rett.



33x120 . 13" x 48"
GRADONE ANGOLARE
G3TL11RGD12 HTL 11 Rett. (R-DX)
G3TL11RGS12 HTL 11 Rett. (L-SX)

Timeline

120x260 120x120 60x120 20x120 80x80 60x60 30x60

Taupe

Concrete Effect



120x260 . 48"x102"
LZTL09R HTL 9 Rett.*



60x120 . 24"x48"
GCTL09RJ HTL 9 Rett.



120x120 . 48"x48"
GRTL09RJ HTL 9 Rett.



80x80 . 32"x32"
GTTL09R HTL 9 Rett.



60x60 . 24"x24"
G9TL09RJ HTL 9 Rett.



60x60 . 24"x24"
G9TL09GRIJ HTL 9 Grip



30x60 . 12"x24"
G8TL09R HTL 9 Rett.



30x30 . 12"x12"
G3TL09MO Mosaico HTL 9



30x34 . 12"x13^{3/8}"
G3TL09ES Esagoni HTL 9



30x60 . 12"x24"
G8TL09MU Muretto HTL 9

Concrete Effect

PEZZI SPECIALI • SPECIAL PIECES • FORMTEILE • PIÈCES SPÉCIALES



7,5x60 . 3"x24"
BATTISCOPA
G0TL09R60 HTL 9 Rett.



7x80 . 2^{3/4}"x32"
BATTISCOPA
G0TL09R80 HTL 9 Rett.



7x120 . 2^{3/4}"x48"
BATTISCOPA
G0TL09R12 HTL 9 Rett.



33x60 . 13"x24"
GRADONE LINEARE
G3TL09RG HTL 9 Rett.



33x33 . 13"x13"
GRADONE ANGOLARE
G3TL09RGD HTL 9 Rett. (R-DX)
G3TL09RGS HTL 9 Rett. (L-SX)



33x120 . 13"x48"
GRADONE LINEARE
G3TL09RG12 HTL 9 Rett.



33x120 . 13"x48"
GRADONE ANGOLARE
G3TL09RGD12 HTL 9 Rett. (R-DX)
G3TL09RGS12 HTL 9 Rett. (L-SX)

Timeline

120x260 120x120 60x120 20x120 80x80 60x60 30x60

Grey

Concrete Effect



120x260 . 48"x102"
LZTL05R HTL 5 Rett.*



60x120 . 24"x48"
GCTL05RJ HTL 5 Rett.



120x120 . 48"x48"
GRTL05RJ HTL 5 Rett.



80x80 . 32"x32"
GTTL05R HTL 5 Rett.



60x60 . 24"x24"
G9TL05RJ HTL 5 Rett.




60x60 . 24"x24"
G9TL05GRIJ HTL 5 Grip



30x60 . 12"x24"
G8TL05R HTL 5 Rett.



30x30 . 12"x12"
G3TL05MO Mosaico HTL 5



30x34 . 12"x13³/₈"
G3TL05ES Esagoni HTL 5



30x60 . 12"x24"
G8TL05MU Muretto HTL 5

Concrete Effect

PEZZI SPECIALI • SPECIAL PIECES • FORMTEILE • PIÈCES SPÉCIALES



7,5x60 . 3"x24"
BATTISCOPA
G0TL05R60 HTL 5 Rett.



7x80 . 2³/₄"x32"
BATTISCOPA
G0TL05R80 HTL 5 Rett.



7x120 . 2³/₄"x48"
BATTISCOPA
G0TL05R12 HTL 5 Rett.



33x60 . 13"x24"
GRADONE LINEARE
G3TL05RG HTL 5 Rett.



33x33 . 13"x13"
GRADONE ANGOLARE
G3TL05RGD HTL 5 Rett. (R-DX)
G3TL05RGS HTL 5 Rett. (L-SX)



33x120 . 13"x48"
GRADONE LINEARE
G3TL05RG12 HTL 5 Rett.



33x120 . 13"x48"
GRADONE ANGOLARE
G3TL05RGD12 HTL 5 Rett. (R-DX)
G3TL05RGS12 HTL 5 Rett. (L-SX)

Timeline

120x260 120x120 60x120 20x120 80x80 60x60 30x60

Sun

Concrete Effect




120x260 . 48"x102"
LZTL07R HTL 7 Rett.*



60x120 . 24"x48"
GCTL07RJ HTL 7 Rett.



120x120 . 48"x48"
GRTL07RJ HTL 7 Rett.



80x80 . 32"x32"
G TTL07R HTL 7 Rett.



60x60 . 24"x24"
G9TL07RJ HTL 7 Rett.



30x60 . 12"x24"
G8TL07R HTL 7 Rett.



30x30 . 12"x12"
G3TL07MO Mosaico HTL 7



30x30 . 12"x12"
G3TL07BL Blind HTL 7



30x34 . 12"x13^{3/8}"
G3TL07ES Esagoni HTL 7

Concrete Effect

PEZZI SPECIALI • SPECIAL PIECES • FORMTEILE • PIÈCES SPÉCIALES



7,5x60 . 3"x24"
BATTISCOPA
G0TL07R60 HTL 7 Rett.



7x80 . 2^{3/4}"x32"
BATTISCOPA
G0TL07R80 HTL 7 Rett.



7x120 . 2^{3/4}"x48"
BATTISCOPA
G0TL07R12 HTL 7 Rett.



33x60 . 13"x24"
GRADONE LINEARE
G3TL07RG HTL 7 Rett.



33x33 . 13"x13"
GRADONE ANGOLARE
G3TL07RGD HTL 7 Rett. (R-DX)
G3TL07RGS HTL 7 Rett. (L-SX)



33x120 . 13"x48"
GRADONE LINEARE
G3TL07RG12 HTL 7 Rett.



33x120 . 13"x48"
GRADONE ANGOLARE
G3TL07RGD12 HTL 7 Rett. (R-DX)
G3TL07RGS12 HTL 7 Rett. (L-SX)

Canyon

Concrete Effect



120x260 . 48"x102"
LZTL06R HTL 6 Rett.*



60x120 . 24"x48"
GCTL06RJ HTL 6 Rett.



120x120 . 48"x48"
GRTL06RJ HTL 6 Rett.




80x80 . 32"x32"
G TTL06R HTL 6 Rett.



60x60 . 24"x24"
G9TL06RJ HTL 6 Rett.




60x60 . 24"x24"
G9TL06GRIJ HTL 6 Grip



30x60 . 12"x24"
G8TL06R HTL 6 Rett.



30x30 . 12"x12"
G3TL06MO Mosaico HTL 6



30x30 . 12"x12"
G3TL06BL Blind HTL 6



30x34 . 12"x13^{3/8}"
G3TL06ES Esagoni HTL 6

Concrete Effect

PEZZI SPECIALI • SPECIAL PIECES • FORMTEILE • PIÈCES SPÉCIALES



7,5x60 . 3"x24"
BATTISCOPA
G0TL06R60 HTL 6 Rett.



7x80 . 2^{3/4}"x32"
BATTISCOPA
G0TL06R80 HTL 6 Rett.



7x120 . 2^{3/4}"x48"
BATTISCOPA
G0TL06R12 HTL 6 Rett.



33x60 . 13"x24"
GRADONE LINEARE
G3TL06RG HTL 6 Rett.



33x33 . 13"x13"
GRADONE ANGOLARE
G3TL06RGD HTL 6 Rett. (R-DX)
G3TL06RGS HTL 6 Rett. (L-SX)



33x120 . 13"x48"
GRADONE LINEARE
G3TL06RG12 HTL 6 Rett.




33x120 . 13"x48"
GRADONE ANGOLARE
G3TL06RGD12 HTL 6 Rett. (R-DX)
G3TL06RGS12 HTL 6 Rett. (L-SX)

Nightfall

Concrete Effect




120x260 . 48"x102"
LZTL02R HTL 2 Rett.*



60x120 . 24"x48"
GCTL02RJ HTL 2 Rett.



120x120 . 48"x48"
GRTL02RJ HTL 2 Rett.




80x80 . 32"x32"
GTTL02R HTL 2 Rett.




60x60 . 24"x24"
G9TL02RJ HTL 2 Rett.



30x60 . 12"x24"
G8TL02R HTL 2 Rett.



30x30 . 12"x12"
G3TL02MO Mosaico HTL 2



30x30 . 12"x12"
G3TL02BL Blind HTL 2



30x34 . 12"x13^{3/8}"
G3TL02ES Esagoni HTL 2

Concrete Effect

PEZZI SPECIALI • SPECIAL PIECES • FORMTEILE • PIÈCES SPÉCIALES



7,5x60 . 3"x24"
BATTISCOPA
G0TL02R60 HTL 2 Rett.



7x80 . 2^{3/4}"x32"
BATTISCOPA
G0TL02R80 HTL 2 Rett.



7x120 . 2^{3/4}"x48"
BATTISCOPA
G0TL02R12 HTL 2 Rett.



33x60 . 13"x24"
GRADONE LINEARE
G3TL02RG HTL 2 Rett.



33x33 . 13"x13"
GRADONE ANGOLARE
G3TL02RGD HTL 2 Rett. (R-DX)
G3TL02RGS HTL 2 Rett. (L-SX)



33x120 . 13"x48"
GRADONE LINEARE
G3TL02RG12 HTL 2 Rett.



33x120 . 13"x48"
GRADONE ANGOLARE
G3TL02RGD12 HTL 2 Rett. (R-DX)
G3TL02RGS12 HTL 2 Rett. (L-SX)

Botanical

Concrete Effect



120x260 . 48"x102"
LZTLBOTANR Botanical Rett.*



60x120 . 24"x48"
GCTLBOTANRJ Botanical Rett.

GRAPHICS 60x120

Botanical



8 Facce / Design 60x120 . 24"x48"

Concrete Effect

Prodotto con 8 diverse grafiche confezionate in modo casuale. Il decoro è abbinabile ai fondi Timeline 10 - 11 - 9 - 5 - 6 - 7 - 2. Si consiglia di posare la decorazione in senso orizzontale. Trattandosi di una decorazione artistica i colori sono soggetti a una leggera variazione cromatica.

Produced with 8 different patterns, packaged at random. The decor can be combined with the Timeline 10 - 11 - 9 - 5 - 6 - 7 - 2 plain tiles. Decorative motif tiles should be installed horizontal. This is an artistic decorative motif tile, and its colours may be subject to slight variation in shade.

Hergestellt in 8 verschiedenen Mustern, die nach dem Zufallsprinzip verpackt werden. Das Dekor ist auf die Grundfliesen von Timeline 10 - 11 - 9 - 5 - 6 - 7 - 2 abgestimmt. Es wird empfohlen, die Dekoration horizontal zu verlegen. Da es sich um eine Dekoration mit künstlerischer Anmutung handelt, ist eine leichte Farbabweichung möglich.

Produit offrant 8 graphismes emballés de façon aléatoire. Le décor peut s'associer aux fonds Timeline 10 - 11 - 9 - 5 - 6 - 7 - 2. Nous préconisons une pose à l'horizontale. Dans la mesure où il s'agit d'une décoration artistique, les couleurs présentent une légère variation chromatique.

Seventy-nine

Concrete Effect



120x260 . 48"x102"
LZTL79R Seventy-nine Rett.*



60x120 . 24"x48"
GCTL79RJ Seventy-nine Rett.



20x120 . 8"x48"
GLTL79RJ Seventy-nine Rett.

GRAPHICS 120x260

Seventy-nine



3 Facce / Design 120x260 . 48"x102"

Concrete Effect

Prodotto con 3 diverse grafiche confezionate in modo casuale. Il decoro è abbinabile ai fondi Timeline 10 - 11 - 9 - 5. Trattandosi di una decorazione artistica i colori sono soggetti a una leggera variazione cromatica.

Created with 3 different randomly packaged graphics. The decoration can be combined with the 10 - 11 - 9 - 5 Timeline bases. Being an artistic decoration, the colours may present a slight chromatic variation.

Hergestellt mit 3 verschiedenen Graphiken, die zufällig zusammen verpackt werden. Das Dekor passt zu den Bodenfliesen Timeline 10 - 11 - 9 - 5. Da es sich um ein künstliches Dekor handelt, unterliegen die Farben einer leichten Farbveränderung.

Produit avec 3 graphismes différents emballés au hasard. Le décor peut être combiné avec les fonds Timeline 10 - 11 - 9 - 5. Comme il s'agit d'un décor artistique, les couleurs sont sujettes à une légère variation chromatique.

EFFETTO METALLO

METAL EFFECT / METALL-FARBEN / EFFET METAL


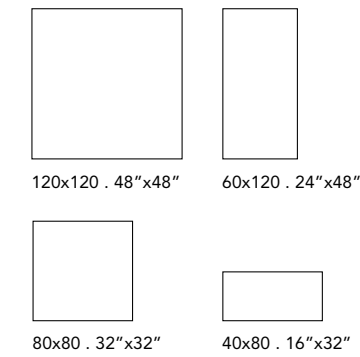
298 Alchimia_HLC

Alchimia


120x120 60x120 80x80 40x80

[< INDEX](#) [TECHNICAL CHARACTERISTICS](#) [CATALOGUE](#)


HLC




HLC 10 Bianco













HLC 5 Grigio





HLC 9 Moka



HLC 8 Nero

-  **RANDOM**
-  **8,5 mm**
-  **UN EN ISO 10545.12: RESISTANT**
-  **UNI EN ISO 10545.13: GA**
-  **UNI EN ISO 10545.14: 5**
-  **DIN 51130: R9**
-  **DIN 51097: A**
-  **ANSI A326.3: 2017 Release 2019**
-  **(DCOF): ≥0,42**
-  **BCRA: >0,40**



Sizes	Pieces					
		Mq.	Kg.	Boxes	Mq.	Kg.
120x120 (Pallet 122x122 cm)	1	1,44	28,30	38	54,72	1105,25
120x120 decoro	1	1,44	28,30	38	54,72	1105,25
60x120	2	1,44	28,30	32	46,08	925,47
60x120 decoro	2	1,44	28,30	32	46,08	925,47
80x80	2	1,28	25,15	44	56,32	1126,69
40x80	3	0,96	18,86	28	26,88	548,19
2x120 listello	6	-	-	-	-	-
30x30 mosaico	6	0,54	-	-	-	-
40x60 muretto	4	0,96	-	-	-	-
7x80 battiscopa	10	8,00 ml.	-	-	-	-
7x120 battiscopa	6	7,20 ml.	-	-	-	-
33x120 gradone lineare	1	-	-	-	-	-
33x33 gradone angolare	2	-	-	-	-	-

Metal Effect



Alchimia

120x120 60x120 80x80 40x80

Metal Effect



Pavimento/Floor: HLC 8 Rett.

Metal Effect



Rivestimento/Wall: HLC 9 Rett. | Pavimento/Floor: HLC 9 Rett.



Metal Effect

Metal Effect



Metal Effect


Metal Effect

Bianco


Metal Effect




120x120 . 48"x48"
GRLC10RJ HLC 10 Rett.



60x120 . 24"x48"
GCLC10RJ HLC 10 Rett.



30x30 . 12"x12"
G3LC10MO Mosaico HLC 10



80x80 . 32"x32"
GTLC10RJ HLC 10 Rett.




40x80 . 16"x32"
GOLC10RJ HLC 10 Rett.



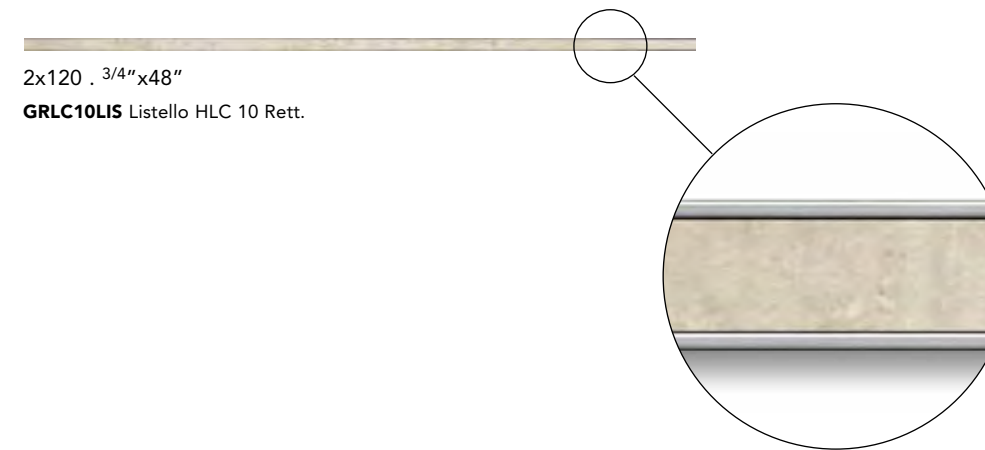
40x60 . 16"x24"
G8LC10MU Muretto HLC 10



120x120 . 48"x48"
GRLC10DECJ Decoro HLC 10 Rett.



60x120 . 24"x48"
GCLC10DECJ Decoro HLC 10 Rett.



2x120 . 3/4"x48"
GRLC10LIS Listello HLC 10 Rett.

PEZZI SPECIALI • SPECIAL PIECES • FORMTEILE • PIÈCES SPÉCIALES



7x80 . 2³/₄"x32"
BATTISCOPA
GOLC10R80 HLC 10 Rett.



7x120 . 2³/₄"x48"
BATTISCOPA
GOLC10R12 HLC 10 Rett.



33x120 . 13"x48"
GRADONE LINEARE
G3LC10RG12 HLC 10 Rett.



33x33 . 13"x13"
GRADONE ANGOLARE
G3LC10RGA HLC 10 Rett.

Metal Effect

Grigio

Metal Effect




120x120 . 48"x48"
GRLC05RJ HLC 5 Rett.




60x120 . 24"x48"
GCLC05RJ HLC 5 Rett.




30x30 . 12"x12"
G3LC05MO Mosaico HLC 5



80x80 . 32"x32"
GTLC05RJ HLC 5 Rett.




40x80 . 16"x32"
GOLC05RJ HLC 5 Rett.



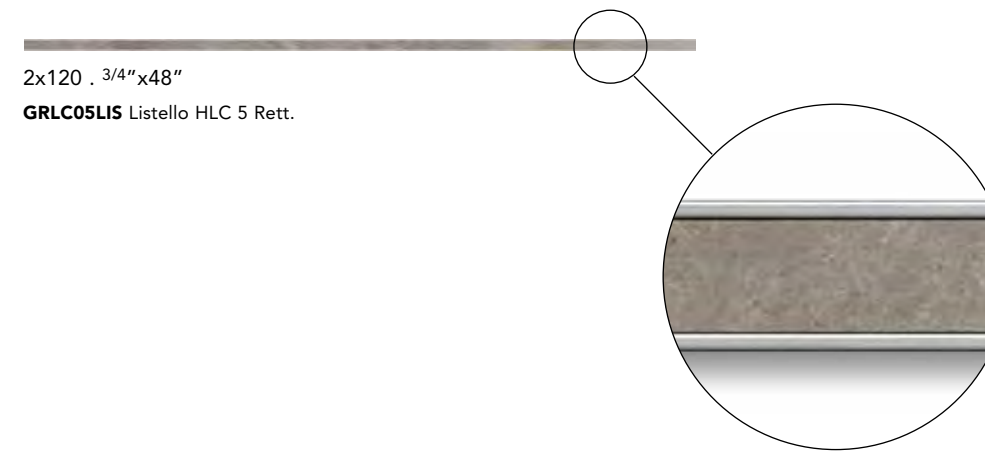
40x60 . 16"x24"
G8LC05MU Muretto HLC 5



120x120 . 48"x48"
GRLC05DECJ Decoro HLC 5 Rett.



60x120 . 24"x48"
GCLC05DECJ Decoro HLC 5 Rett.



2x120 . 3/4"x48"
GRLC05LIS Listello HLC 5 Rett.

PEZZI SPECIALI • SPECIAL PIECES • FORMTEILE • PIÈCES SPÉCIALES



7x80 . 2³/₄"x32"
BATTISCOPA
G0LC05R80 HLC 5 Rett.



7x120 . 2³/₄"x48"
BATTISCOPA
G0LC05R12 HLC 5 Rett.



33x120 . 13"x48"
GRADONE LINEARE
G3LC05RG12 HLC 5 Rett.



33x33 . 13"x13"
GRADONE ANGOLARE
G3LC05RGA HLC 5 Rett.


Metal Effect

Moka

Metal Effect




120x120 . 48"x48"
GRLC09RJ HLC 9 Rett.



60x120 . 24"x48"
GCLC09RJ HLC 9 Rett.




30x30 . 12"x12"
G3LC09MO Mosaico HLC 9



80x80 . 32"x32"
GTLC09RJ HLC 9 Rett.




40x80 . 16"x32"
GOLC09RJ HLC 9 Rett.




40x60 . 16"x24"
G8LC09MU Muretto HLC 9



120x120 . 48"x48"
GRLC09DECJ Decoro HLC 9 Rett.



60x120 . 24"x48"
GCLC09DECJ Decoro HLC 9 Rett.



2x120 . 3/4"x48"
GRLC09LIS Listello HLC 9 Rett.

PEZZI SPECIALI • SPECIAL PIECES • FORMTEILE • PIÈCES SPÉCIALES



7x80 . 2³/₄"x32"
BATTISCOPA
GOLC09R80 HLC 9 Rett.



7x120 . 2³/₄"x48"
BATTISCOPA
GOLC09R12 HLC 9 Rett.



33x120 . 13"x48"
GRADONE LINEARE
G3LC09RG12 HLC 9 Rett.



33x33 . 13"x13"
GRADONE ANGOLARE
G3LC09RGA HLC 9 Rett.


Metal Effect

Nero

Metal Effect



120x120 . 48"x48"
GRLC08RJ HLC 8 Rett.




60x120 . 24"x48"
GCLC08RJ HLC 8 Rett.




30x30 . 12"x12"
G3LC08MO Mosaico HLC 8




80x80 . 32"x32"
GTLC08RJ HLC 8 Rett.




40x80 . 16"x32"
GOLC08RJ HLC 8 Rett.



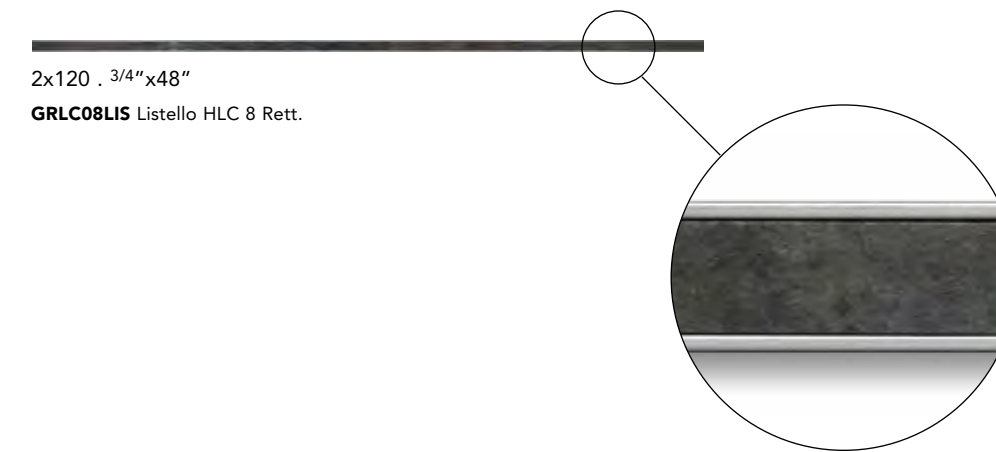
40x60 . 16"x24"
G8LC08MU Muretto HLC 8



120x120 . 48"x48"
GRLC08DECJ Decoro HLC 8 Rett.



60x120 . 24"x48"
GCLC08DECJ Decoro HLC 8 Rett.



2x120 . 3/4"x48"
GRLC08LIS Listello HLC 8 Rett.

PEZZI SPECIALI • SPECIAL PIECES • FORMTEILE • PIÈCES SPÉCIALES



7x80 . 2³/₄"x32"
BATTISCOPA
G0LC08R80 HLC 8 Rett.



7x120 . 2³/₄"x48"
BATTISCOPA
G0LC08R12 HLC 8 Rett.



33x120 . 13"x48"
GRADONE LINEARE
G3LC08RG12 HLC 8 Rett.



33x33 . 13"x13"
GRADONE ANGOLARE
G3LC08RGA HLC 8 Rett.

Metal Effect

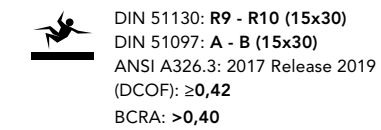
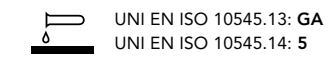
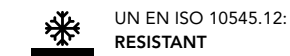
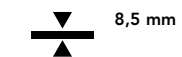

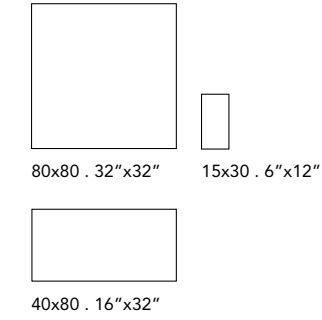
EFFETTO COTTO

COTTO EFFECT / COTTO-FARBEN / EFFET COTTO

- 316 Vignoni_HVG
- 328 Galestro_HGT
- 332 Carpegna_HRN

Vignoni

80x80 40x80 15x30



Vignoni 2

HVG 209 | HVG 210 | HVG 211
Disponibile nello Spessore 20 mm
Available in Thickness 20 mm
Erhältlich in 20 mm Stärke
Disponibile en Épaisseur 20 mm
60x60 . 24"x24"
40x80 . 16"x32"



OUTDOOR COLLECTIONS
CATALOGUE 2023 Pag. 146



HVG 10 Bianco



HVG 11 Cotto



HVG 9 Noce

Cotto Effect


Sizes	Pieces	Mq.		Kg.		
		Pieces	Mq.	Boxes	Mq.	Kg.
80x80	2	1,28	25,15	44	56,32	1126,69
40x80	3	0,96	18,86	28	26,88	548,19
15x30	28	1,26	24,00	44	55,44	1067,00
80x80 loggiato	2	1,28	25,15	44	56,32	1126,69
80x80 castiglione	2	1,28	25,15	44	56,32	1126,69
80x80 san quirico	2	1,28	25,15	44	56,32	1126,69
30x30 mosaico	6	0,54	-	-	-	-
30x30 mosaico castiglione	6	0,54	-	-	-	-
20x40 muretto	6	0,48	-	-	-	-
7x80 battiscopa	10	8,00 ml.	-	-	-	-
33x80 gradone lineare	2	-	-	-	-	-
33x33 gradone angolare	2	-	-	-	-	-
16,5x30 elemento a L monolitico	8	2,4 ml.	-	-	-	-



Cotto Effect

Cotto Effect

Cotto Effect



Cotto Effect



Cotto Effect

Cotto Effect

Bianco



80x80 . 32"x32"

GTVG10RJ HVG 10 Rett.

40x80 . 16"x32"

GOVG10RJ HVG 10 Rett.

15x30 . 6"x12"

G2VG10J HVG 10

80x80 . 32"x32"

GTVG10DECJ Loggiato HVG 10 Rett.

- Soggetti assortiti
- Different designs
- Motive sortiert
- Sujets assortis

L'assortimento dei soggetti all'interno della scatola è casuale.

The assortment of the various subject on each box is to be considered randomized.

Die Zusammenstellung jeder Verpackungseinheit erfolgt wahllos.

L'assortiment des sujets dans la boîte est aléatoire.

Cotto Effect



30x30 . 12"x12"

G3VG10MO Mosaico HVG 10



20x40 . 8"x16"

GGVG10MU Muretto HVG 10

PEZZI SPECIALI • SPECIAL PIECES • FORMTEILE • PIÈCES SPÉCIALES



7x80 . 2⁶/₈"x32"

BATTISCOPA
GOVG10R80 HVG 10 Rett.



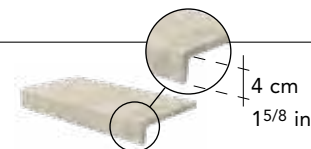
33x80 . 13"x32"

GRADONE LINEARE
G3VG10RG HVG 10 Rett.



33x33 . 13"x13"

GRADONE ANGOLARE
G3VG10RGA HVG 10 Rett.



16,5x30 . 6¹/₂"x12"

ELEMENTO A L MONOLITICO
G3VG10ELM HVG 10

4 cm
1⁵/₈ in

Cotto



80x80 . 32"x32"

GTVG11RJ HVG 11 Rett.

40x80 . 16"x32"

GOVG11RJ HVG 11 Rett.

15x30 . 6"x12"

G2VG11J HVG 11

80x80 . 32"x32"

GTVG11DECJ Loggiato HVG 11 Rett.

- Soggetti assortiti
- Different designs
- Motive sortiert
- Sujets assortis

L'assortimento dei soggetti all'interno della scatola è casuale.

The assortment of the various subject on each box is to be considered randomized.

Die Zusammenstellung jeder Verpackungseinheit erfolgt wahllos.

L'assortiment des sujets dans la boîte est aléatoire.

Cotto Effect



30x30 . 12"x12"

G3VG11MO Mosaico HVG 11



20x40 . 8"x16"

GGVG11MU Muretto HVG 11

PEZZI SPECIALI • SPECIAL PIECES • FORMTEILE • PIÈCES SPÉCIALES



7x80 . 2⁶/₈"x32"

BATTISCOPA
GOVG11R80 HVG 11 Rett.



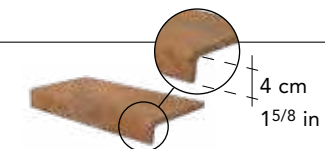
33x80 . 13"x32"

GRADONE LINEARE
G3VG11RG HVG 11 Rett.



33x33 . 13"x13"

GRADONE ANGOLARE
G3VG11RGA HVG 11 Rett.




16,5x30 . 6¹/₂"x12"

ELEMENTO A L MONOLITICO
G3VG11ELM HVG 11

4 cm
1⁵/₈ in


Noce



80x80 . 32"x32"
GTVG09RJ HVG 9 Rett.



40x80 . 16"x32"
GOVG09RJ HVG 9 Rett.



15x30 . 6"x12"
G2VG09J HVG 9



80x80 . 32"x32"
GTVG09DECJ Loggiato HVG 9 Rett.

- Soggetti assortiti
- Different designs
- Motive sortiert
- Sujets assortis

L'assortimento dei soggetti all'interno della scatola è casuale.
The assortment of the various subject on each box is to be considered randomized.
Die Zusammenstellung jeder Verpackungseinheit erfolgt wahllos.
L'assortiment des sujets dans la boîte est aléatoire.



80x80 . 32"x32"
GTVGCASTJ Castiglione Rett.

- Soggetti assortiti
- Different designs
- Motive sortiert
- Sujets assortis

L'assortimento dei soggetti all'interno della scatola è casuale.
The assortment of the various subject on each box is to be considered randomized.
Die Zusammenstellung jeder Verpackungseinheit erfolgt wahllos.
L'assortiment des sujets dans la boîte est aléatoire.



80x80 . 32"x32"
GTVGQUIRJ San Quirico Rett.

- Soggetti assortiti
- Different designs
- Motive sortiert
- Sujets assortis

L'assortimento dei soggetti all'interno della scatola è casuale.
The assortment of the various subject on each box is to be considered randomized.
Die Zusammenstellung jeder Verpackungseinheit erfolgt wahllos.
L'assortiment des sujets dans la boîte est aléatoire.

Cotto Effect



30x30 . 12"x12"
G3VG09MO Mosaico HVG 9



20x40 . 8"x16"
GGVG09MU Muretto HVG 9



30x30 . 12"x12"
G3VGMOCA Mosaico Castiglione

- Soggetti assortiti
- Different designs
- Motive sortiert
- Sujets assortis

L'assortimento dei soggetti all'interno della scatola è casuale.
The assortment of the various subject on each box is to be considered randomized.
Die Zusammenstellung jeder Verpackungseinheit erfolgt wahllos.
L'assortiment des sujets dans la boîte est aléatoire.

Cotto Effect

PEZZI SPECIALI • SPECIAL PIECES • FORMTEILE • PIÈCES SPÉCIALES



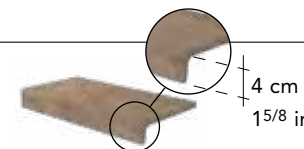
7x80 . 2⁶/₈"x32"
BATTISCOPA
GOVG09R80 HVG 9 Rett.



33x80 . 13"x32"
GRADONE LINEARE
G3VG09RG HVG 9 Rett.



33x33 . 13"x13"
GRADONE ANGOLARE
G3VG09RGA HVG 9 Rett.




16,5x30 . 6¹/₂"x12"
ELEMENTO A L MONOLITICO
G3VG09ELM HVG 9

4 cm
1⁵/₈ in



Galestro

30x30 15x30 15x15



30x30 . 12"x12"



15x30 . 6"x12"



15x15 . 6"x6"



LOW



8,5 mm



UN EN ISO 10545.12:
RESISTANT



UNI EN ISO 10545.13: GA
UNI EN ISO 10545.14: 5



DIN 51130: R11
DIN 51097: C
ANSI A326.3: 2017 Release 2019
(DCOF): $\geq 0,42$
BCRA: $>0,40$



< INDEX TECHNICAL CHARACTERISTICS

HGT



HGT 10 Bianco



HGT 1 Beige



HGT 11 Mattone



HGT 6 Cotto

Cotto Effect

Sizes	Pieces					
		Mq.	Kg.	Boxes	Mq.	Kg.
30x30	14	1,26	24,76	44	55,44	1109,40
15x30	28	1,26	24,00	44	55,44	1067,00
15x15	56	1,26	24,00	48	60,48	1172,00
15x15 galestro a	6	-	-	-	-	-
5x5 galestro a	12	-	-	-	-	-
8x30 battiscopa	26	7,80 ml.	-	-	-	-
30x33 gradone lineare monolitico	6	-	-	-	-	-
33x33 gradone angolare monolitico	4	-	-	-	-	-
16,5x30 elemento a L monolitico	8	2,40 ml.	-	-	-	-

Galestro

30x30 15x30 15x15

Bianco



30x30 . 12"x12"
G3GT10J HGT 10



15x30 . 6"x12"
G2GT10J HGT 10



15x15 . 6"x6"
G1GT10J HGT 10



15x15 . 6"x6"
G3GT10FA Galestro A HGT 10



5x5 . 2"x2"
G3GT10TD Galestro A HGT 10

- 4 Soggetti assortiti
- 4 Different designs
- 4 Motive sortiert
- 4 Sujets assortis

Beige



30x30 . 12"x12"
G3GT01J HGT 1



15x30 . 6"x12"
G2GT01J HGT 1



15x15 . 6"x6"
G1GT01J HGT 1



15x15 . 6"x6"
G3GT01FA Galestro A HGT 1



5x5 . 2"x2"
G3GT01TD Galestro A HGT 1

- 4 Soggetti assortiti
- 4 Different designs
- 4 Motive sortiert
- 4 Sujets assortis

Mattone



30x30 . 12"x12"
G3GT11J HGT 11



15x30 . 6"x12"
G2GT11J HGT 11



15x15 . 6"x6"
G1GT11J HGT 11



15x15 . 6"x6"
G3GT11FA Galestro A HGT 11



5x5 . 2"x2"
G3GT11TD Galestro A HGT 11

- 4 Soggetti assortiti
- 4 Different designs
- 4 Motive sortiert
- 4 Sujets assortis

Cotto



30x30 . 12"x12"
G3GT06J HGT 6



15x30 . 6"x12"
G2GT06J HGT 6



15x15 . 6"x6"
G1GT06J HGT 6



15x15 . 6"x6"
G3GT06FA Galestro A HGT 6



5x5 . 2"x2"
G3GT06TD Galestro A HGT 6

- 4 Soggetti assortiti
- 4 Different designs
- 4 Motive sortiert
- 4 Sujets assortis

Cotto Effect

Cotto Effect

PEZZI SPECIALI • SPECIAL PIECES • FORMTEILE • PIÈCES SPÉCIALES



30x33 . 12"x13"
GRADONE LINEARE MONOLITICO
G3GT10G HGT 10



33x33 . 13"x13"
GRADONE ANGOLARE MONOLITICO
G3GT10GA HGT 10




30x33 . 12"x13"
GRADONE LINEARE MONOLITICO
G3GT01G HGT 1



33x33 . 13"x13"
GRADONE ANGOLARE MONOLITICO
G3GT01GA HGT 1



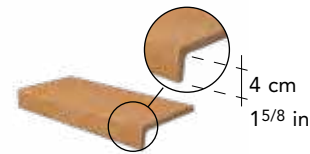
8x30 . 3¹/₈"x12"
BATTISCOPIA
G0GT10 HGT 10



16,5x30 . 6¹/₂"x12"
ELEMENTO A L MONOLITICO
G3GT10ELM HGT 10



8x30 . 3¹/₈"x12"
BATTISCOPIA
G0GT01 HGT 1



16,5x30 . 6¹/₂"x12"
ELEMENTO A L MONOLITICO
G3GT01ELM HGT 1

PEZZI SPECIALI • SPECIAL PIECES • FORMTEILE • PIÈCES SPÉCIALES



30x33 . 12"x13"
GRADONE LINEARE MONOLITICO
G3GT11G HGT 11



33x33 . 13"x13"
GRADONE ANGOLARE MONOLITICO
G3GT11GA HGT 11



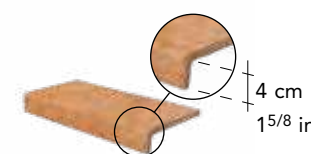
30x33 . 12"x13"
GRADONE LINEARE MONOLITICO
G3GT06G HGT 6



33x33 . 13"x13"
GRADONE ANGOLARE MONOLITICO
G3GT06GA HGT 6



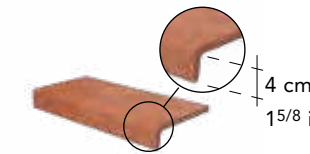
8x30 . 3¹/₈"x12"
BATTISCOPIA
G0GT11 HGT 11



16,5x30 . 6¹/₂"x12"
ELEMENTO A L MONOLITICO
G3GT11ELM HGT 11



8x30 . 3¹/₈"x12"
BATTISCOPIA
G0GT06 HGT 6




16,5x30 . 6¹/₂"x12"
ELEMENTO A L MONOLITICO
G3GT06ELM HGT 6



Carpegna

30x30 15x30 15x15



30x30 . 12"x12"



15x30 . 6"x12"



15x15 . 6"x6"



LOW



8,5 mm



UN EN ISO 10545.12:
RESISTANT



UNI EN ISO 10545.13: GA
UNI EN ISO 10545.14: 5



DIN 51130: R9
ANSI A326.3: 2017 Release 2019
(DCOF): $\geq 0,42$
BCRA: $>0,40$



< INDEX TECHNICAL CHARACTERISTICS

HRN



HRN 5 Grigio



HRN 4 Rosato



HRN 11 Beige



HRN 6 Cotto

Cotto Effect



Sizes	Pieces	Mq.	Kg.	Boxes	Mq.	Kg.
30x30	14	1,26	24,76	44	55,44	1109,40
15x30	28	1,26	24,00	44	55,44	1067,00
15x15	56	1,26	24,00	48	60,48	1172,00
15x30 carpegna fascia lineare	7	-	-	-	-	-
15x15 carpegna fascia angolo	6	-	-	-	-	-
15x15 carpegna a	12	-	-	-	-	-
6x6 carpegna a	60	-	-	-	-	-
8x30 battiscopa	26	7,80 ml.	-	-	-	-
25x33 gradone lineare monolitico	5	-	-	-	-	-
33x33 gradone angolare monolitico	4	-	-	-	-	-
30x30 gradino lineare	12	-	-	-	-	-
16,5x30 elemento a L monolitico	8	2,40 ml.	-	-	-	-

Carpegna

30x30 15x30 15x15

Grigio



30x30 . 12"x12"
G3RN05J HRN 5



15x30 . 6"x12"
G2RN05J HRN 5



15x15 . 6"x6"
G1RN05J HRN 5



15x15 . 6"x6"
G1RNCA Carpegna A

- 4 Soggetti assortiti
- 4 Different designs
- 4 Motive sortiert
- 4 Sujets assortis



15x30 . 6"x12"
G3RNCAF Carpegna Fascia Lineare

Rosato



30x30 . 12"x12"
G3RN04J HRN 4



15x30 . 6"x12"
G2RN04J HRN 4



15x15 . 6"x6"
G1RN04J HRN 4



15x15 . 6"x6"
G3RNCAAN Carpegna Fascia Angolo



6x6 . 2 3/8"x2 3/8"
G3RNCAT06 Carpegna A

- 5 Soggetti assortiti
- 5 Different designs
- 5 Motive sortiert
- 5 Sujets assortis

Beige



30x30 . 12"x12"
G3RN11J HRN 11



15x30 . 6"x12"
G2RN11J HRN 11



15x15 . 6"x6"
G1RN11J HRN 11



15x15 . 6"x6"
G1RNCA Carpegna A

- 4 Soggetti assortiti
- 4 Different designs
- 4 Motive sortiert
- 4 Sujets assortis



15x30 . 6"x12"
G3RNCAF Carpegna Fascia Lineare

Cotto



30x30 . 12"x12"
G3RN06J HRN 6



15x30 . 6"x12"
G2RN06J HRN 6



15x15 . 6"x6"
G1RN06J HRN 6



15x15 . 6"x6"
G3RNCAAN Carpegna Fascia Angolo



6x6 . 2 3/8"x2 3/8"
G3RNCAT06 Carpegna A

- 5 Soggetti assortiti
- 5 Different designs
- 5 Motive sortiert
- 5 Sujets assortis

Cotto Effect

Cotto Effect

PEZZI SPECIALI • SPECIAL PIECES • FORMTEILE • PIÈCES SPÉCIALES



8x30 . 3 1/8"x12"
BATTISCOPA
GORN05 HRN 5



25x33 . 10"x13"
GRADONE LINEARE
MONOLITICO
G3RN05G HRN 5



33x33 . 13"x13"
GRADONE ANGOLARE
MONOLITICO
G3RN05GA HRN 5



8x30 . 3 1/8"x12"
BATTISCOPA
GORN04 HRN 4



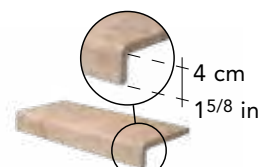
25x33 . 10"x13"
GRADONE LINEARE
MONOLITICO
G3RN04G HRN 4



33x33 . 13"x13"
GRADONE ANGOLARE
MONOLITICO
G3RN04GA HRN 4



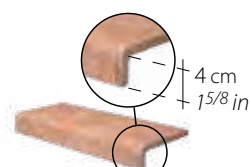
30x30 . 12"x12"
GRADINO LINEARE
G3RN05GR HRN 5



16,5x30 . 6 1/2"x12"
ELEMENTO A L MONOLITICO
G3RN05ELM HRN 5



30x30 . 12"x12"
GRADINO LINEARE
G3RN04GR HRN 4



16,5x30 . 6 1/2"x12"
ELEMENTO A L MONOLITICO
G3RN04ELM HRN 4

PEZZI SPECIALI • SPECIAL PIECES • FORMTEILE • PIÈCES SPÉCIALES



8x30 . 3 1/8"x12"
BATTISCOPA
GORN11 HRN 11



25x33 . 10"x13"
GRADONE LINEARE
MONOLITICO
G3RN11G HRN 11



33x33 . 13"x13"
GRADONE ANGOLARE
MONOLITICO
G3RN11GA HRN 11



8x30 . 3 1/8"x12"
BATTISCOPA
GORN06 HRN 6



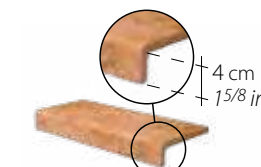
25x33 . 10"x13"
GRADONE LINEARE
MONOLITICO
G3RN06G HRN 6



33x33 . 13"x13"
GRADONE ANGOLARE
MONOLITICO
G3RN06GA HRN 6



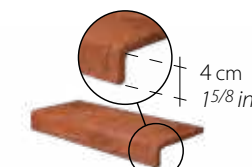
30x30 . 12"x12"
GRADINO LINEARE
G3RN11GR HRN 11



16,5x30 . 6 1/2"x12"
ELEMENTO A L MONOLITICO
G3RN11ELM HRN 11



30x30 . 12"x12"
GRADINO LINEARE
G3RN06GR HRN 6



16,5x30 . 6 1/2"x12"
ELEMENTO A L MONOLITICO
G3RN06ELM HRN 6

DEL CONCA HOUSE

una connessione unica tra uomo e pianeta

a unique connection
between humans and planet

eine einzigartige Liaison
zwischen Mensch und Natur

un lien unique entre
les humains et la planète

Nuove superfici ceramiche prendono forma in accordo con la natura. La ceramica è design al servizio dell'uomo. Del Conca progetta e costruisce un sistema di arredi per interni ed esterni ispirandosi alla natura, ai suoi elementi. Lavabi, tavoli, sedute, top e ampi piani di lavoro sono realizzati con grandi lastre in gres porcellanato dallo spessore sottile, una tecnologia che consente lavorazioni originali nell'ambito dell'interior design. Superfici interconnesse, da cui nascono piani e volumi traslati tra loro nello spazio per disegnare forme nuove ed esclusive.

New ceramic surfaces take shape according to nature. The ceramic material is design at the service of man. Del Conca designs and constructs a system of indoor and outdoor furnishings taking its inspiration from nature and the elements. Washbasins, tables, seats, counters and large work surfaces made from large, slimline porcelain stoneware slabs, a technology that brings original craftsmanship to the field of interior design. Interconnected surfaces that create planes and volumes which are mixed and matched in the space to design new, one-of-a-kind styles.

Neuartige keramische Oberflächen im Einklang mit der Natur – das ist Design im Dienste der Menschen. Del Conca entwickelt und fertigt ein Einrichtungssystem für Innen- und Außenbereiche, das sich von der Natur und allen ihren Elementen inspirieren lässt. Mit großen Feinsteinzeugplatten in geringer Stärke ausgeführte Waschbecken, Tische, Sitzelemente, Waschtische und großzügige Arbeitsplatten – eine Technologie, mit der sich originelle Projekte für die Innenraumgestaltung umsetzen lassen. So können miteinander verbundene Oberflächen geschaffen werden, die Ebenen und Bereiche mit fließenden Übergängen und neuen exklusiven Formen entstehen lassen.

Des nouvelles surfaces céramiques prennent forme en accord avec la nature. La céramique est le design au service de l'homme. Del Conca s'inspire de la nature et de ses éléments pour imaginer et pour réaliser son système déco intérieur et extérieur. Lavabos, tables, assises, plans de toilette et grandes surfaces de travail sont fabriqués avec de grandes dalles en grès cérame de fine épaisseur, une technologie qui permet de mettre en œuvre des façonnages originaux en décoration d'intérieur. Des surfaces interconnectées à partir desquelles apparaissent plans et volumes qui se déplacent dans l'espace pour dessiner des formes nouvelles et exclusives.



Crocus Outdoor bench: HTL 210 Rett. - HTL 10 Rett. | Oak Kitchen: HTL 10 Rett. - HBO Bloom Shine Rett. | Dahlia Dining table: HTL 10 Rett. - HBO Bloom Shine Rett.



Bouquet Round table: HBO 8 Rett. - HBO 15 Rett.



Waterlily Suspended sink: HTL 5 Rett. - HBO Bloom Shine Rett.



Snowdrop Bollard light: HTL 9 Rett.

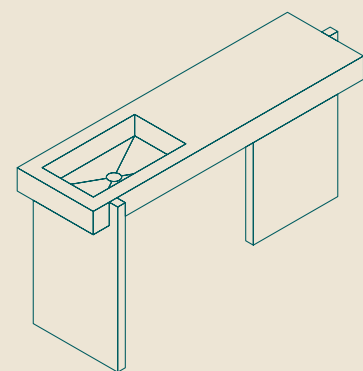


Sunflower Flowerpots: HTL 210 Rett.

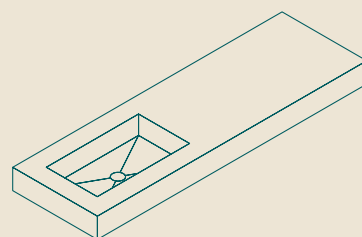


Cactus Freestanding sink: HTL 10 Rett. - HBO Bloom Shine Rett. | Sap Shower tray: HTL 210 Rett. | Crocus Outdoor bench: HTL 210 Rett. - HBO 6 Rett.

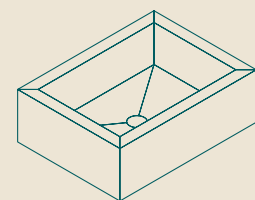
Bathroom furnishings



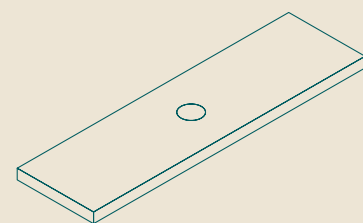
Tulip
Console sink – Lavabo consolle*
HOUTUL160 165x50x85 cm



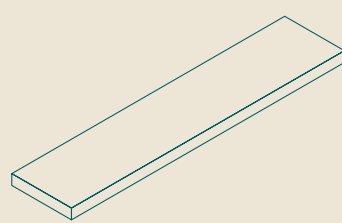
Lily
Suspended sink – Lavabo sospeso*
HOULIL160 160x50,3x12 cm
HOULIL120 120x50,3x12 cm
HOULIL090 90x50,3x12 cm



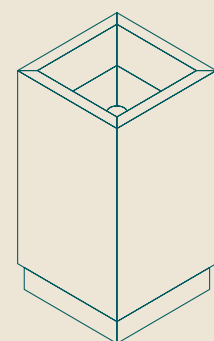
Evergreen
Sink – Lavabo
HOUEVE060 60x45x20 cm



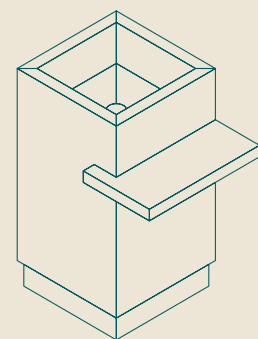
Branch
Sink top – Mensola lavabo
HOUBRA160 160x50x6 cm
HOUBRA120 120x50x6 cm



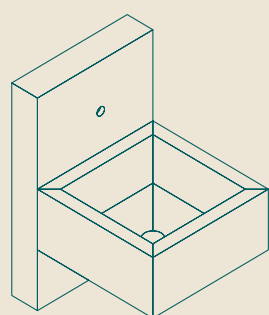
Twig
Top – Mensola
HOUTWI160 160x35x6 cm
HOUTWI120 120x35x6 cm



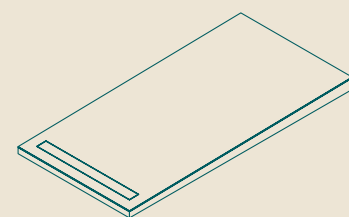
Poppy
Freestanding sink – Lavabo a colonna
HOUPOP045 45x45x85 cm



Cactus
Freestanding sink – Lavabo a colonna
HOUCAC065 65x45x85 cm

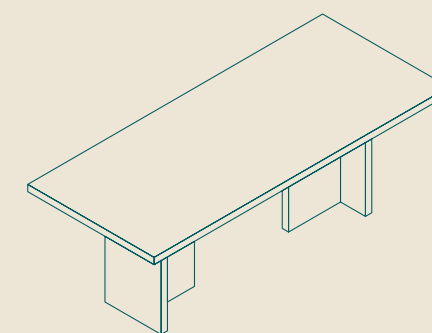


Waterlily
Suspended sink – Lavabo sospeso
HOUWAT045 45x55x70 cm



Bark
Shower tray – Piatto doccia
HOUBAR180 180x90x8,7 cm
HOUBAR120 120x90x6,7 cm

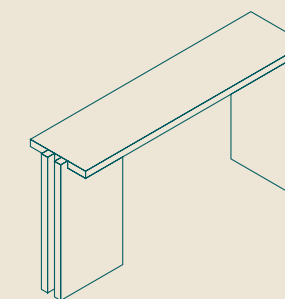
Interior furnishings



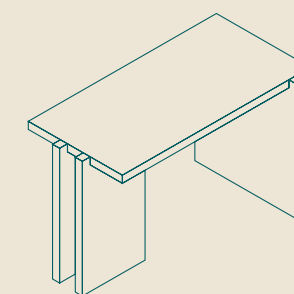
Dahlia
Dining table – Tavolo da pranzo
HOUDAH210 210x90x75 cm



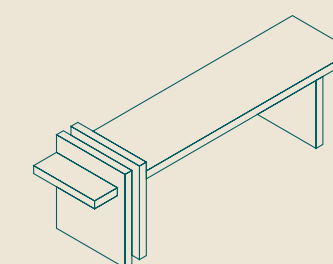
Bouquet
Round table – Tavolo tondo
HOUBOU120 120x120x77,6 cm



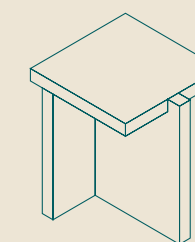
Holly
Console
HOUHOL165 165x45x85 cm



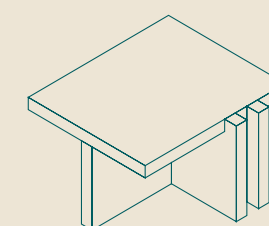
Daisy
Desk – Scrivania
HOUDAI125 125x65x75 cm



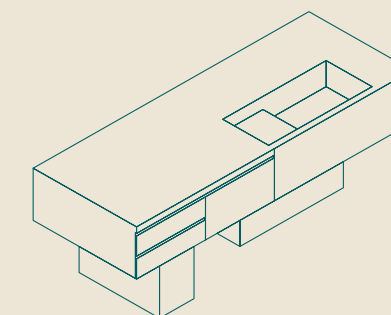
Crocus
Indoor bench – Panca da interno
HOUCRO170 170x45x53 cm



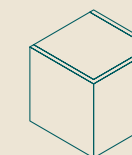
Bluebell
Side table – Tavolino
HOUBLU040 40x45x50 cm



Wild Flower
Coffee table – Tavolo basso
HOUIWL060 60x55x35 cm




Oak
Kitchen – Cucina
HOOUAK000 custom dimensions




Buttercup
Applique – Lampada
HOUBUT010 10x10x10 cm

Stone Edition_120x260 cm (6,5 mm)




HSE 10



HSE 1



HSE 5



HSE 8

Timeline_120x260 cm (6,5 mm)




HTL 10



HTL 11



HTL 9



HTL 5



HTL 7



HTL 6




HTL 2




HTL SEVENTY-NINE


Boutique_120x260 cm (6,5 mm)



HBO 20



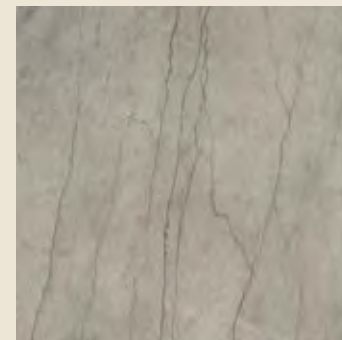
HBO 7




HBO 10



HBO 5




HBO 15



HBO 8




HBO BLOOM




HBO 6


Premiere_120x260 cm (6,5 mm)



HPM 20



HPM 10



HPM 1

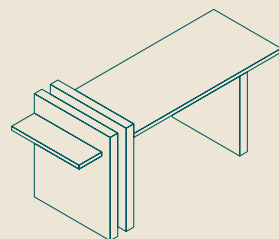


HPM 2

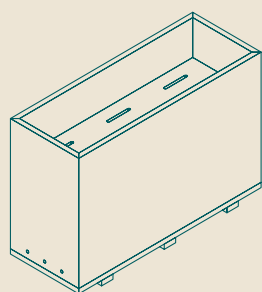


HPM 3

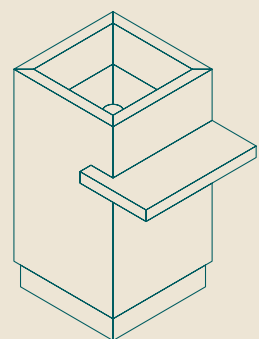
Outdoor furnishings



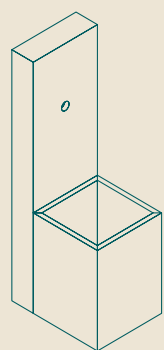
Crocus
Outdoor bench – Panca da esterno
HOUCRO120 120x45x53 cm



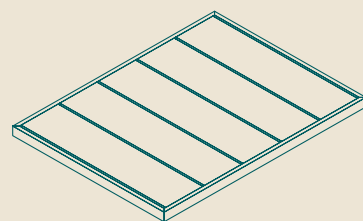
Sunflower
Flowerpot – Fioriera
HOUSUN080 80x30x53 cm
HOUSUN050 80x50x44 cm
HOUSUN030 30x30x84 cm



Cactus
Outdoor sink – Lavabo da esterno
HOUCAC065 65x45x85 cm



Rose
Fountain – Fontana
HOURO030 30x40x100 cm



Sap
Shower tray – Piatto doccia
HOUSAP120 120x90x5 cm



Snowdrop
Bollard light – Lampada da terra
HOUSNO010 10x10x70 cm

Del Conca House

Del Conca House

Surfaces_Outdoor furnishings

Timeline Due2 (± 20 mm)




HTL 210



HTL 211




HTL 209




HTL 205


Anversa Due2 (± 20 mm)



HAV 201



HAV 209




HAV 205




HAV 208

Surfaces_Outdoor furnishings

Stone Edition_120x260 cm (✂ 6,5 mm)




HSE 10



HSE 1



HSE 5



HSE 8

Timeline_120x260 cm (✂ 6,5 mm)




HTL 10



HTL 11



HTL 9



HTL 5



HTL 7



HTL 6



HTL 2




HTL SEVENTY-NINE


Del Conca House

Surfaces_Outdoor furnishings


Boutique_120x260 cm (✂ 6,5 mm)



HBO 20 nat



HBO 7 nat




HBO 10 nat



HBO 6 nat

Premiere_120x260 cm (✂ 6,5 mm)



HPM 20 nat



HPM 10 nat



HPM 1 nat



HPM 2 nat



HPM 3 nat

Del Conca House

INFORMAZIONI TECNICHE

TECHNICAL INFORMATION
TECHNISCHE INFORMATIONEN
INFORMATIONS TECHNIQUES

GUIDA ALLA CONSULTAZIONE

USER'S GUIDE / BEDIENUNGSANWEISUNG / GUIDE À LA CONSULTATION

Tech Info

- 1 **Nome della serie**
Name of the series
Seriename
Nom de la série
- 2 **Formati serie in cm**
Series size in cm
Die Größe wird in cm angegeben
Formats séries en cm
- 3 **Sigla della serie**
Code of the series
Serienbezeichnung
Sigle de la série
- 4 **Riepilogo colori**
Colours sum up
Farben-Verfügbarkeit
Récapitulatif couleurs
- 5 **Effetto**
Effect
Farbrichtung
Effet
- 6 **Caratteristiche tecniche**
Technical characteristics
Technische Eigenschaften
Caracteristiques technique
- 7 **Tabella imballi**
Packaging details
Verpackungs- und Gewichts-Angaben
Fiche de conditionnement
- 8 **Superficie outdoor coordinata**
Matching Outdoor Surface
Farblich in Abstimmung mit
Fliesen für Innenbereichen
Surface pour extérieur
coordonnée



Wild
120x120 60x120 80x80 60x60 30x60

120x120 - 48"x48"
60x120 - 24"x48"
80x80 - 32"x32"
60x60 - 24"x24"
30x60 - 12"x24"

Gres porcellanato a tutta massa
Through-body porcelain tile
Durchgefärbtes Feinsteinzeug
Le grès cérame pleine masse
Gruppo Ila UNI EN 14411_5I

LOW
8,5 mm
UN EN ISO 10545 12:
RESISTANT
UN EN ISO 10545 13: GA
UN EN ISO 10545 14: S
EN 15165
Annex B: R10 - R11 (Grip)
EN 15165
Annex A, B - C (Grip)
ANDI A.28. 3.2022
(DCOF): >0,42
BCRA: >0,40

Wild
HWD 210 | HWD 205
HWD 211 | HWD 201
Disponibile nello spessore 20 mm
Available in Thickness 20 mm
Erhältlich in 20 mm Stärke
Disponibile Epaisseur 20 mm
60x120 - 24"x48"

OUTDOOR COLLECTIONS
CATALOGUE 2023 Pag. 84

HWD

HWD 10 White HWD 5 Grey
HWD 11 Greige HWD 1 Beige

Stone Effect

Size	Pieces	Mq.	Kg.	Boxes	Mq.	Kg.
120x120 (Pallet 120x122 cm)	1	1,44	26,30	38	54,72	1105,25
60x120	2	1,44	26,30	32	46,08	925,47
80x80	2	1,28	25,15	44	56,32	1126,69
60x60	4	1,44	25,00	40	57,60	1020,00
30x60	7	1,26	24,76	40	50,40	1010,36
60x120 uniseal	2	1,44	28,30	-	-	-
30x30 mosaic	6	0,54	-	-	-	-
30x30 stars	18	0,99	-	-	-	-
7,5x60 battiscopa	14	8,40 ml	-	-	-	-
7x80 battiscopa	10	8,00 ml	-	-	-	-
7x120 battiscopa	6	7,20 ml	-	-	-	-
33x60 gradina lineare	4	-	-	-	-	-
33x120 gradina lineare	2	-	-	-	-	-
33x33 gradina angolare	2	-	-	-	-	-
33x120 gradina angolare	2	-	-	-	-	-

Tech Info

GUIDA ALLA CONSULTAZIONE

USER'S GUIDE / BEDIENUNGSANWEISUNG / GUIDE À LA CONSULTATION


Tech Info

- 1** Nome della serie
Name of the series
Serienname
Nom de la série
- 2** Formati serie in cm
Series size in cm
Die Größe wird in cm angegeben
Formats séries en cm
- 3** Codice articolo
Item number
Produktcode
Code article
- 4** Descrizione articolo
Item description
Artikel-Beschreibung
Description article
- 5** Sigla della serie
Code of the series
Serienbezeichnung
Sigle de la série


1
2
3
4
5

Wild
120x120 60x120 80x80 60x60 30x60


Grey




120x120 - 48"x48"
GRWD05R HWD 5 Rett.
GRWD05GR HWD 5 Grip Rett.




60x120 - 24"x48"
GCWD05R HWD 5 Rett.




60x120 - 24"x48"
GCWD05MO Universal HWD 5 Rett.



80x80 - 32"x32"
GTWD05R HWD 5 Rett.




60x60 - 24"x24"
GWWD05R HWD 5 Rett.




30x60 - 12"x24"
GEWD05R HWD 5 Rett.
GEWD05GR HWD 5 Grip Rett.


PEZZI SPECIALI • SPECIAL PIECES • FORMTEILE • PIÈCES SPÉCIALES



7,5x60 - 3"x24"
BATTISCOPA
GOWD05R60 HWD 5 Rett.




7x80 - 2 7/8"x32"
BATTISCOPA
GOWD05R80 HWD 5 Rett.




7x120 - 2 7/8"x48"
BATTISCOPA
GOWD05R12 HWD 5 Rett.

HWD




30x30 - 12"x12"
G3WD05MO Mosaico HWD 5




30x30 - 12"x12"
G3WD05ST Stars HWD 5*


* Si consiglia una fuga di 2 mm.
A 2 mm joint is recommended.
Es wird eine Fuge von 2.Mm empfohlen.
On conseille une pose avec un joint de 2 mm




PEZZI SPECIALI • SPECIAL PIECES • FORMTEILE • PIÈCES SPÉCIALES




33x60 - 13"x24"
GRADONE LINEARE
G3WD05RG HWD 5 Rett.



33x33 - 13"x13"
GRADONE ANGOLARE
G3WD05RGG HWD 5 Rett. (R-DX)
G3WD05RGS HWD 5 Rett. (L-SX)



33x120 - 13"x48"
GRADONE LINEARE
G3WD05RG12 HWD 5 Rett.



33x120 - 13"x48"
GRADONE ANGOLARE
G3WD05RGD12 HWD 5 Rett. (R-DX)
G3WD05RGS12 HWD 5 Rett. (L-SX)

Tech Info

Sezione Tecnica

Technical section | Technischer teil | Section technique

CARATTERISTICHE TECNICHE E NORME INTERNAZIONALI
TECHNICAL CHARACTERISTICS AND INTERNATIONAL STANDARDS
TECHNISCHE MERKMALE UND INTERNATIONALE NORMEN
CARACTERISTIQUES TECHNIQUES ET NORMES INTERNATIONALES

Le nostre piastrelle di 1° scelta sono prodotte e scelte in base alla normativa europea EN ed internazionale ISO. Questa significa che il 95% delle piastrelle contenute nelle confezioni di prima scelta devono avere caratteristiche d'aspetto conformi alla norma; pertanto non devono essere perfette (cosa impossibile per un qualunque prodotto industriale) ma devono avere delle tolleranze contenute entro i limiti della norma.

Queste tolleranze e quelle relative alle altre caratteristiche fisiche e chimiche del prodotto sono riportate in calce. La valutazione dell'aspetto della piastrella deve essere fatta osservandola perpendicolarmente da 1 m. di distanza. I difetti delle piastrelle possono essere di due tipi: palesi (visibili già prima della posa, come differenza di tonalità, difetti di superficie, rotture, ecc.) o occulti (non visibili prima della posa).

I difetti palesi vanno contestati solo prima della posa. Questo consente al produttore di sostituire eventualmente il materiale difettoso.

Qualora l'acquirente o l'installatore decidano comunque la messa in opera, la responsabilità del produttore decade.

La responsabilità per difetti occulti, purché contestati entro i termini di legge, è del produttore.

Our 1st choice tiles are manufactured and selected according to European EN and International ISO regulations. This means that 95% of the contents of first choice must have appearance characteristics corresponding to the standards.

Therefore they must not be perfect (which is impossible for any industrial product) but must have tolerances comprised within the standard limits. These tolerances and those concerning the other physical and chemical characteristics of the product are reported below.

The appearance valuation of the tile must be done examining it (perpendicularly) from 1 meter of distance.

Defects of tiles can be of two types: noticeable (already visible before laying, such as color differences, surface defects, fractures, etc) or hidden (not visible before laying). Complaints about noticeable defects may be made only before tiles are laid, allowing the producer to replace any faulty material. However, if the buyer or tile layer decides to proceed with laying, the responsibility of the producer is invalidated.

Responsibility for hidden defects, if these are notified within the legal time limits, lies the producer.

Unsere Produkte in 1. Sortierung entsprechen den Europaischen EN- und den internationalen ISO-Normen. Dies bedeutet, daß 95% des Inhaltes einer als "erste Wahl" deklarierten Verpackungseinheit im Aussehen der Norm entsprechen sollen, also nicht perfekt sein müssen (uner-reichbar für jegliches industriell hergestellte Produkt), jedoch Toleranzen innerhalb der von der Norm vorgelegten Limita aufweisen dürfen.

Diese Toleranzen, sowie jene bezogen auf weitere physikalische und chemische Eigenschaften des Produktes werden nachfolgend aufgeführt. Das Aussehen der Fliesen sollte beurteilt werden wenn man sie in 1 m. Entfernung in Senkrechter position betrachtet. Fliesen können Mängel zweierlei Typs aufweisen: offensichtliche, schon vor dem Verlegen zu bemerkende Mängel, wie Tonalität-differenzen, Oberflächenfehler, Bruch usw... sowie versteckte, nicht vor der Verarbeitung zu bemerkende Mängel. Offensichtliche Mängel sind vor dem Verlegen zu beanstanden. Dies erlaubt dem Hersteller eventuell das Mängel aufweisende Material zu ersetzen. Sollten der Käufer oder der Fliesenleger sich dennoch für eine Verlegung des zu bemängelnden Materiales entscheiden, entfaellt die Verantwortung des Produzenten. Verantwortung für versteckte Mängel trägt der Hersteller, jedoch nur bei Beanstandung im Rahmen der gesetzlichen Fristen.

Nos carreaux de 1er choix sont produits et choisis en fonction des normes européennes EN et des normes internationales ISO. Ceci signifie que 95% des carreaux contenus dans les conditionnements de 1er choix doivent avoir les caractéristiques d'aspect conformes aux normes. Ils ne doivent donc pas être parfaits (chose impossible pour tout produit industriel) mais ils doivent avoir des tolérances contenues dans les limites des normes. Ces tolérances et celles relatives aux autres caractéristiques physiques et chimiques du produit sont reportées ci-dessous. L'évaluation de l'aspect du carreau doit être faite en observant celui-ci (perpendiculairement) à un mètre de distance. Les défauts des carreaux peuvent être de deux types: visibles (déjà avant la pose, comme différences de tonalité, défauts de surface, rupture, etc...) ou cachés (non visibles avant la pose). Les défauts visibles ne peuvent être contestés qu'avant la pose. Ceci consent au producteur de remplacer éventuellement le matériel défectueux. Au cas où l'acheteur ou le carreleur décide quand même l'installation, le producteur n'est plus responsable.

La responsabilité pour défauts cachés est celle du producteur, à condition que la marchandise soit contestée dans les délais légaux.

CONSIGLI PER L'IMPIEGO • RECOMMENDATIONS FOR USE • EMPFEHLUNGEN FÜR DEN GEBRAUCH • CONSEILS POUR L'EMPLOI

I risultati delle prove di laboratorio non sono sufficienti a determinare la durata di un pavimento. A parità di calpestio essa è influenzata oltre che dalle caratteristiche tecniche del prodotto, anche dal luogo di impiego e della maggiore o minore presenza di sostanze abrasive. Pertanto consigliamo di scegliere il prodotto con le caratteristiche di resistenza all'usura sufficienti all'utilizzo in base allo schema che segue ma anche di proteggere, ad esempio con l'utilizzo di zerbini, i pavimenti dalla presenza di sabbia o sostanze graffianti.

No laboratory test, however efficient it may be, is sufficient to determine the durability of a product. Apart from the obvious factor of the number of foot contacts, durability can also be influenced by the technical characteristics of the product, the place of installation and the possible presence of abrasive agents. We therefore recommend not only that products should be chosen with resistance characteristics that are sufficient for the intended use, as shown in the following chart, but also that wherever necessary, floors should be protected against sand, grit and other abrasives by the use, for example, of mats.

Die Resultate von Laborversuchen reichen nicht aus, um die Lebens-dauer eines Fußbodens zu bestimmen. In gleichem Maße wie durch Begehung, ist er - außer durch die technischen Charakteristiken des Produktes - auch durch den Verwendungsort und die dort vorhandene größere oder geringere Menge schleifender Substanzen beeinflusst. Deshalb empfehlen wir die Auswahl des Produktes nach solchen Haltbarkeitscharakteristiken, wie sie das folgende Schema darlegt, und außerdem, die Fußböden z. B. durch Gebrauch von Fußmatten vor Sand oder kratzenden Substanzen zu schützen.


Les résultats des essais de laboratoire ne peuvent à eux seuls déterminer la durée d'un pavement. A parité de passage, celle-ci, outre à dépendre des caractéristiques techniques du produit, dépend aussi du lieu d'emploi et de la présence plus ou moins importante de substances abrasives. Pour cela, nous conseillons de choisir le produit présentant des caractéristiques de résistance à l'usure en rapport avec l'utilisation à laquelle il est destiné sur la base du schéma reporté ci-après et de protéger les pavements, à l'aide de paillasons ou autre, du sable ou de toute substance pouvant les rayer.

Simbologia

Key to symbols | Symbole | Symbologie


INDEX

VARIAZIONI CROMATICHE • SHADE VARIATIONS • TECHNISCHE DATEN DER SERIE • DÉTAIL TECHNIQUE




LOW

Colore uniforme, le differenze tra piastrelle della stessa produzione sono minime. | Uniform colour with only minimal differences between tiles in the same production run. | Einheitliche Farbe; die Unterschiede zwischen den Fliesen der gleichen Produktionscharge sind minimal. | Couleur uniforme, différences minimales entre les carreaux du même lot de production.




MODERATE

Apprezzabili differenze nell'aspetto di superficie e grafica all'interno della stessa produzione. | Clearly distinguishable differences in texture and pattern within the same production run. | Auffällige Unterschiede in Aussehen und Struktur innerhalb der gleichen Produktionscharge. | Différences visibles au niveau de l'aspect et de la fantaisie entre les carreaux du même lot de production.



HIGH

Significativa variazione di aspetto superficiale, grafica e colore da piastrella a piastrella e all'interno della stessa piastrella. Si consiglia di visionare la gamma cromatica prima della selezione del materiale. | Significant variation in texture, pattern and colour from tile to tile within the same production run. The colour range should be viewed before selecting the material. | Bedeutende Variation in Aussehen, Struktur und Farbe von Fliese zu Fliese und in ein und derselben Fliese. Es wird empfohlen, das Farbsortiment vor der Auswahl des Materials zu prüfen. | Variation significative au niveau de l'aspect, de la fantaisie et de la couleur entre les carreaux et au sein d'un même carreau. Il est recommandé de consulter la gamme des couleurs avant de sélectionner le matériel.



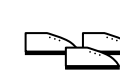
RANDOM

Variazioni irregolari da piastrella a piastrella. Una piastrella può differire totalmente nell'aspetto superficiale e colore da un'altra. Si consiglia di visionare la gamma cromatica prima della selezione del materiale. | Random differences from tile to tile. One tile may have totally different texture and colour from another. The colour range should be viewed before selecting the material. | Wesentliche Variationen von Fliese zu Fliese. Eine Fliese kann sich in Aussehen und Farbe komplett von einer anderen unterscheiden. Es wird empfohlen, das Farbsortiment vor der Auswahl des Materials zu prüfen. | Variations irrégulières entre les carreaux. L'aspect et la couleur peuvent être complètement différents d'un carreau à l'autre. Il est recommandé de consulter la gamme des couleurs avant de sélectionner le matériel.

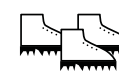
CAMPO DI IMPIEGO CONSIGLIATO • RECOMMENDED USE • ANWENDUNGSBEREICH • PIECE D'EMPLOI CONSEILLEE



Consigliato per ambienti a traffico medio leggero quali quelli delle abitazioni private ad eccezione delle cucine e delle stanze a diretto contatto con l'esterno. Recommended for floors for medium-light use, as in private homes, with the exception of kitchens and rooms with direct outdoor access. | Empfohlen für Ambiente "mittel-leichter" Begehung, wie Privatwohnungen, mit Ausnahme von Küchen und der Räume, die unmittelbaren Kontakt mit Außen haben. | Conseillé pour des pièces au passage moyen telles que celles des habitations privées, à l'exception des cuisines et des pièces communiquant directement avec l'extérieur.



Consigliato per ogni ambiente della casa e per ambienti commerciali a media intensità di traffico. | Recommended for all rooms in the house and for business premises with medium use. | Empfohlen für jedes Ambiente einer Wohnung und für Geschäftsräume mittel-intensiven Verkehrs. | Conseillé pour toutes les pièces de la maison et pour des locaux commerciaux au passage moyen.



Consigliato per ogni ambiente della casa e per ambienti commerciali in genere. | Recommended for all rooms in the house and for business premises in general. | Empfohlen für jedes Ambiente einer Wohnung und für Geschäftsräume im allgemeinen. | Conseillé pour toutes les pièces de la maison et pour tous locaux commerciaux en général.

Caratteristiche tecniche

Technical characteristics | Technische eigenschaften | Caracteristiques techniques

< INDEX









Gruppo Bia EN 14411_G

Gres porcellanato a tutta massa - Gres porcellanato smaltato

Through-body porcelain tile - Glazed porcelain stoneware

Durchgefärbtes Feinsteinzeug - Glasiertes Feinsteinzeug

Le grès cérame pleine masse - Grès cérame émaillé

	Valori limite previsti Established limits Vorgesehene grenzwerte Valeurs limites prevues	Prestazioni Performances Leistung Prestations	Norma Norms Norm Norme
 Assorbimento d'acqua Water Absorption Wasseraufnahme Absorption d'eau	≤ 0,5%	~ 0,1%	EN ISO 10545-3
 Resistenza alla flessione Bending strength Biegezugfestigkeit Resistance a la flexion	Modulo di rottura Modulus of rupture Bruchlast Module de rupture Min. ≥ 35 N/mm ²	~ 50 N/mm ²	EN ISO 10545-4
 Resistenza al gelo Frost resistance Frostbeständigkeit Résistance au gel	Resistente Resistant Widerstandsfähig Résistant	Ingelivo Frost proof Frostsicher Ingelif	EN ISO 10545-12
 Resistenza agli sbalzi termici Resistance to thermal shock Temperaturwechselbeständigkeit Résistance aux écarts de température	Resistente Resistant Widerstandsfähig Résistant	Resistente Resistant Widerstandsfähig Résistant	EN ISO 10545-9
 Resistenza dei colori alla luce Colour resistance to light exposure Farbechtheit unter Lichteinfluss Résistance des couleurs à la lumière	Resistente Resistant Widerstandsfähig Résistant	Resistente Resistant Widerstandsfähig Résistant	DIN 51094
 Resistenza allo scivolamento Skid resistance Rutschhemmung Résistance au glissement	Da R9 a R13 From R9 to R13 Von R9 bis R13 De R9 à R13	Only for Natural Surfaces R 9 R 10 R 11 R 12	EN 16165 Annex B
	Da A a C From A to C Von A bis C De A à C	A A+B A+B+C	EN 16165 Annex A
Resistenza allo scivolamento_D-COF Skid resistance_D-COF Rutschhemmung_D-COF Résistance au glissement_D-COF	≥ 0,42	Only for Natural Surface Conforme Conforms Gemäß Conforme	ANSI A326.3:2022
Resistenza allo scivolamento_B.C.R.A Skid resistance_B.C.R.A Rutschhemmung_B.C.R.A Résistance au glissement_B.C.R.A	≥ 0,40	Conforme Conforms Gemäß Conforme	Metodo BCRA
 Resistenza all'attacco chimico Chemical resistance Beständigkeit gegen chemikalien Resistance a l'attaque chimique	GB minimo GB minimum Mind. GB GB minimum	Conforme Conforms Gemäß Conforme	EN ISO 10545-13
 Resistenza alle macchie Stain resistance Fleckenbeständigkeit Resistance aux taches	Classe 3 minimo class 3 minimum Mind. klasse 3 classe 3 minimum	Conforme Conforms Gemäß Conforme	EN ISO 10545-14







Gruppo BIII EN 14411_L

Prodotti ceramici per rivestimenti

Ceramic wall tiles

Keramische Wandfliesen

Produits céramiques pour revêtement

	Valori limite previsti Established limits Vorgesehene grenzwerte Valeurs limites prevues	Prestazioni Performances Leistung Prestations	Norma Norms Norm Norme
 Assorbimento d'acqua Water Absorption Wasseraufnahme Absorption d'eau	> 10%	> 10%	EN ISO 10545-3
 Resistenza alla flessione Bending strength Biegezugfestigkeit Resistance a la flexion	Modulo di rottura Modulus of rupture Bruchlast Module de rupture Min. ≥ 12 N/mm ²	Conforme Conforms Gemäß Conforme	EN ISO 10545-4
 Resistenza agli sbalzi termici Resistance to thermal shock Temperaturwechselbeständigkeit Résistance aux écarts de température	Resistente Resistant Widerstandsfähig Résistant	Resistente Resistant Widerstandsfähig Résistant	EN ISO 10545-9
 Resistenza dei colori alla luce Colour resistance to light exposure Farbechtheit unter Lichteinfluss Résistance des couleurs à la lumière	Resistente Resistant Widerstandsfähig Résistant	Resistente Resistant Widerstandsfähig Résistant	DIN 51094
 Resistenza all'attacco chimico Chemical resistance Beständigkeit gegen chemikalien Resistance a l'attaque chimique	GB minimo GB minimum Mind. GB GB minimum	Conforme Conforms Gemäß Conforme	EN ISO 10545-13
 Resistenza alle macchie Stain resistance Fleckenbeständigkeit Resistance aux taches	Classe 3 minimo class 3 minimum Mind. klasse 3 classe 3 minimum	Conforme Conforms Gemäß Conforme	EN ISO 10545-14

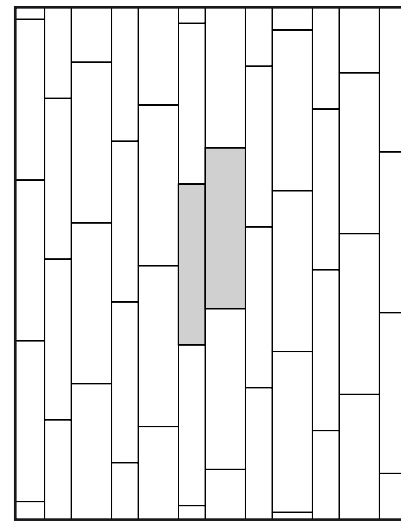
Tech Info

Tech Info

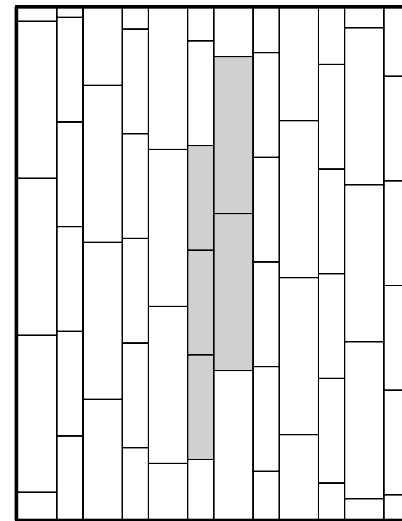
Valori di riferimento validi per quasi la totalità delle nostre collezioni. Consultare il sito e i cataloghi di serie per maggiori specifiche. | Reference values valid for almost all our collections. Browse through our website and look at our catalogues for further specifications. | Eckwerte gelten fuer fast allen Serien. Für weitere Infos schauen Sie bitte unsere Web-Seite und die einzelne Brochuren. | Valeurs de référence valables pour la quasi totalité de nos collections. Consulter le site internet et les catalogues des séries pour plus d'informations.

Schemi di posa


Layouts | Verlegelösungen | Plans de pose



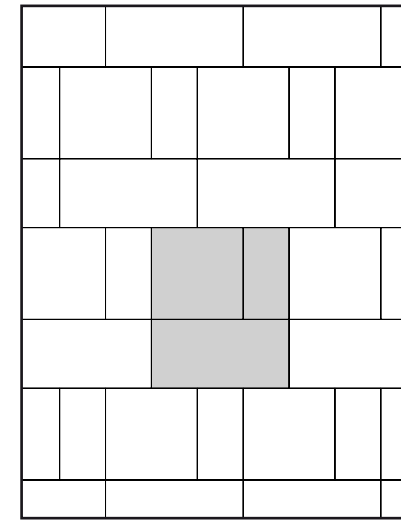
1	Formats	%	pieces/m ²
	30x120	60.00	1.67
	20x120	40.00	1.67



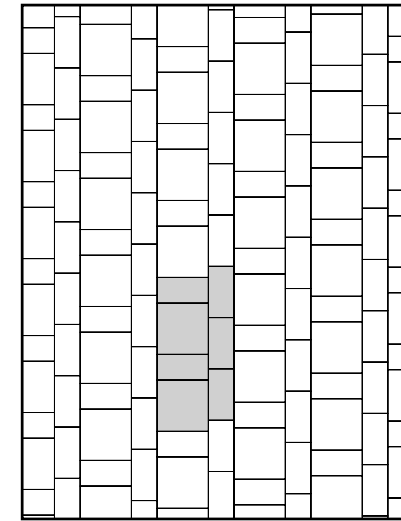
2	Formats	%	pieces/m ²
	20x80	40.00	2.50
	30x120	60.00	1.67




3	Formats	%	pieces/m ²
	20x80	54.79	3.42
	16,5x100	45.21	2.70



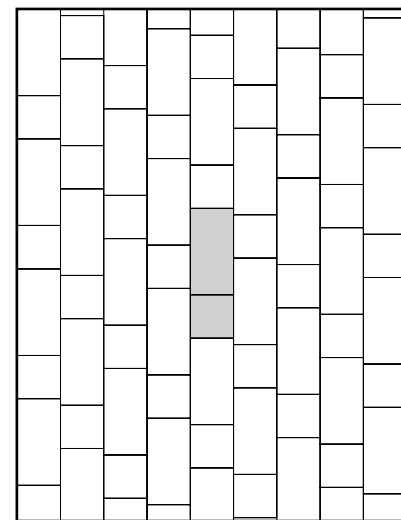
7	Formats	%	pieces/m ²
	60x120	42.86	0.60
	80x80	38.10	0.60
	40x80	19.05	0.60



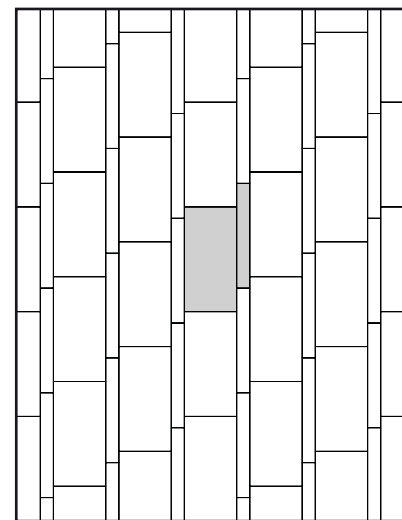
8	Formats	%	pieces/m ²
	80x80	44.44	0.69
	40x80	55.56	1.74



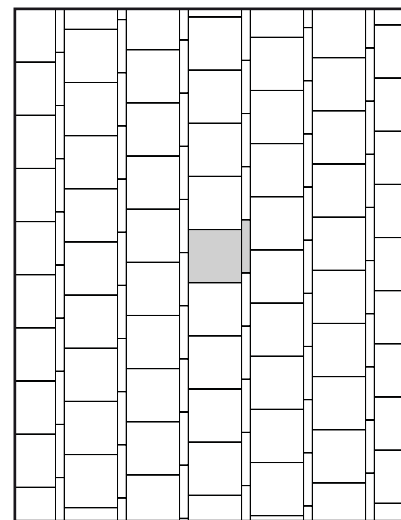
9	Formats	%	pieces/m ²
	60x60	66.67	1.85
	30x60	33.33	1.85
	80x80	66.67	1.04
	40x80	33.33	1.04



4	Formats	%	pieces/m ²
	20x20	33.33	8.33
	20x40	66.67	8.33



5	Formats	%	pieces/m ²
	60x120	75.00	1.04
	20x120	25.00	1.04
	40x80	66.67	2.08
	20x80	33.33	2.08



6	Formats	%	pieces/m ²
	120x120	85.71	0.60
	20x120	14.29	0.60
	80x80	80.00	1.25
	20x80	20.00	1.25

Alcuni esempi di schemi di posa

Nelle seguenti pagine sono raffigurate alcune delle numerose possibilità di combinazione ottenibili con i diversi formati.

Some example of layout

The following pages are showing several patterns available using different formats.

Einige Verlegebeispiele

In den naechsten Seiten finden Sie einige Verlegebeispiele unter Anwendung von verschiedenen Formaten.

Exemples de plans de pose

Dans les pages suivantes vous trouverez une partie des assortiments que l'on peut obtenir avec les differents formats.

Come raggiungerci

How to get here | Wie Sie uns erreichen | Comment nous rejoindre

Ceramica Faetano S.p.a.
Strada del Marano, 24
47896 Faetano
Repubblica di San Marino

Tel. (+39) 0549 996037
Fax (+39) 0549 996038

www.delconca.com
E-mail: info@delconca.com



Ceramica del Conca S.p.a.
Via Croce, 8
47832 San Clemente (RN)
Italy

Tel. (+39) 0549 996037
Fax (+39) 0549 996038

www.delconca.com
E-mail: info@delconca.com

Ceramica del Conca S.p.a.
Via Magazzeno, 1944
41056 Savignano sul Panaro (MO)
Italy

Tel. (+39) 0549 996037
Fax (+39) 0549 996038

www.delconca.com
E-mail: info@delconca.com

Centro Logistico Del Conca
Zona Industriale Ceramiche
Via Statale Solignano, 179
41014 Solignano di Castelvetro (MO)
Italy

Tel. (+39) 059 9752911
Fax (+39) 059 9752912

E-mail: centrologistico@delconca.com





The Del Conca Group invests in a more sustainable future.
Die Del Conca-Gruppe investiert in eine nachhaltigere Zukunft.
Le Groupe Del Conca investit dans un avenir plus durable.



Installation of a new-generation plant able to prevent more than **3,400** tonnes of CO₂ emissions, equivalent to the pollution produced by **1,300** cars travelling **20,000** km/year. Installation of the new hydrogen-ready kiln.

Es wurde eine hochmoderne Anlage installiert, die die Reduzierung unserer jährlichen Kohlendioxid-Emissionen um **3400** Tonnen CO₂ ermöglicht; dies entspricht den Abgasen von **1300** Pkws, die durchschnittlich **20000** km pro Jahr zurücklegen. Installation eines neuen wasserstoffbereiten („Hydrogen Ready“) Ofens.

Une usine de nouvelle génération est née, capable de réduire les émissions de plus de **3400** tonnes de CO₂, équivalent de la pollution de **1300** voitures parcourant **20000** km/an. Nouveau four Hydrogen Ready installé.



100% of cardboard used is recycled;
100% of process wastewater is reused;
70% of plastic used is recycled.

100% des verwendeten Pappkartons werden recycelt;
100% des Prozesswassers werden wiederverwertet;
70% des verwendeten Kunststoffes werden recycelt.

100% du carton utilisé est recyclé;
100% de l'eau de processus est recyclée;
70% du plastique utilisé est recyclé.



100% of electricity used by the Del Conca Logistics Hub is generated in-house.
98% of electricity used in the production process is generated in-house.
Introduction of **100%** electric company cars, run on electricity generated in-house.

100% des Energiebedarfs des Logistikzentrums von Del Conca werden durch selbst produzierten Strom gedeckt.
98% der bei den Produktionsprozessen verbrauchten elektrischen Energie werden selbst hergestellt.
Einführung von Firmenwagen, die zu **100%** mit selbst produziertem Strom funktionieren.

100% des besoins en électricité du centre logistique Del Conca sont autoproduits.
98% de électricité utilisée dans le processus de production est autoproduite.
Voitures de société **100%** électriques alimentées par de l'énergie autoproduite.

Environment and beauty, innovation and heritage, sustainability and state-of-the-art: achieving the fusion of such diverse factors in a design project is not easy, but it can be done. Research and passion are fundamental for transforming an industrial product into a low environmental impact project.

Umweltschutz und Ästhetik, Innovation und Erbe, Nachhaltigkeit und Avantgarde: solch unterschiedliche Aspekte bei der Ausarbeitung eines Designprojekts zu vereinen, ist nicht einfach, aber es ist durchaus möglich. Forschung und Leidenschaft sind zwei wesentliche Pfeiler, um ein industrielles Produkt in ein Projekt mit geringer Umweltbelastung zu verwandeln.

Écologie et beauté, innovation et héritage, développement durable et avant-garde: fusionner des aspects aussi différents dans la finalisation d'un projet de design n'est pas facile, mais c'est possible. La recherche et la passion sont essentielles pour transformer un produit industriel en un projet à faible impact environnemental.



Printed Catalogue on FSC® certified paper
Katalog gedruckt auf zertifiziertem Papier FSC®
Catalogue imprimé sur papier certifié FSC®

L'azienda si riserva la facoltà di apportare variazioni ai prodotti e alle caratteristiche illustrate in questo strumento. I colori sono da ritenersi puramente indicativi.

The company reserves the right to make any change to products and features shown in this catalogue. All colors are purely a guide.

Das Werk behält sich vor, das Recht Änderungen an den in diesem Katalog enthaltenen Produkten und dessen Eigenschaften vorzunehmen. Farbabweichungen vorbehalten.

L'usine se réserve le droit d'apporter des modifications aux produits et aux caractéristiques présentées dans cet outil. Les couleurs doivent être considérées à titre purement indicatif.

È vietata la riproduzione, anche parziale, dello strumento in tutte le sue forme. Any kind of copy of this catalogue, even partial reproduction, is prohibited. Das Werk ist urheberrechtlich geschützt. Vervielfältigung sowie Einspeicherung und Verarbeitung in welcher Form auch immer ist unzulässig und strafbar. La reproduction, même partielle, de l'instrument sous toutes ses formes est interdite.

© 2023 Ceramica del Conca S.p.A. All rights reserved.

JANUARY / 2023



Ceramics of Italy

